

2 0 2 0
COLLECTION

LA QUALITÀ SENSIBILE.



Progettare e costruire oggetti
di straordinaria bellezza
e funzionalità da amare ogni
giorno per tutti gli anni
a venire.

Designing and manufacturing
objects of extraordinary beauty
and functionality that can be
truly appreciated every day for
years to come.

A Family Company.

sempre vicini a te

Proprio come una famiglia accudisce i suoi membri con amore e dedizione, così Colombo Design cura i suoi prodotti, con gli stessi valori e le medesime tradizioni, per fare di ogni ambiente una casa, senza scendere mai a compromessi sull'autenticità. Un manifesto contemporaneo dell'essere creativi, curiosi e sperimentali.

handles with care

Just like a family that handles its members with love and care, Colombo Design cares about its family of products and its production with the same values and traditions to make of any place a home, never accepting any compromise to quality and function, individuality and authenticity. Bonding heritage with creativity, curiosity and innovation.

Our Mission.

la qualità sensibile

Intraprendere un'impresa nel terzo millennio.

Infondere entusiasmo ai collaboratori, convinti che il fattore umano sia condizione essenziale al progresso aziendale.

Produrre secondo criteri di eccellenza nelle varie fasi di lavorazione per offrire prodotti garantiti.

Rinnovare costantemente impianti e procedure per precedere i rischi dell'obsolescenza. Questi i requisiti di Colombo Design, leader mondiale nella produzione di accessori bagno, presente in 93 paesi nel mondo attraverso una fitta rete di agenti e distributori. Una realtà solida, nata nel 1991, che si estende su una superficie di 100.000 mq, di cui 25.000 mq coperti, a Terno d'Isola in provincia di Bergamo.

discerning quality

Creating a business in the third millenium.

Motivating staff by recognising that human resources are essential to the company development.

Achieving manufacturing excellence at every stage of production so that products may be guaranteed.

Continuously updating machinery and manufacturing procedures in order to maintain quality levels in harmony with our environment. These are core principles of Colombo Design, world leader in the production of bathroom accessories, present in 93 countries worldwide through an extensive network of agents and distributors. A solid reality, founded in 1991, based in Terno d'Isola, in the province of Bergamo, with an area of 100,000 square meters, of which 25,000 sqm are covered.

Our Network.

factory

BERGAMO - ITALY

distributors

ARGENTINA
ARMENIA
AUSTRALIA
AUSTRIA
AZERBAIJAN
BAHRAIN
BELARUS
BELGIUM
BENIN
BOSNIA and HERZEGOVINA
BRAZIL
BULGARIA
CANADA
CHILE
CHINA
COLOMBIA
CROATIA
CYPRUS
CZECH REPUBLIC

DENMARK
ECUADOR
EGYPT
ESTONIA
FINLAND
FRANCE
GEORGIA
GERMANY
GREECE
HONG KONG
HUNGARY
ICELAND
INDIA
INDONESIA
IRAN
IRAQ
IRELAND
ISRAEL
IVORY COAST

JAPAN
JORDAN
KAZAKHSTAN
KENYA
KYRGYZSTAN
KUWAIT
LATVIA
LEBANON
LIBYA
LITHUANIA
MACEDONIA
MALAYSIA
MALTA
MEXICO
MOLDOVA
MONACO
MONTENEGRO
MOROCCO
NETHERLANDS

NEW CALEDONIA
NEW ZEALAND
NIGERIA
OMAN
PAKISTAN
PANAMA
PHILIPPINES
POLAND
PORTUGAL
PUERTO RICO
QATAR
ROMANIA
RUSSIA
SAUDI ARABIA
SENEGAL
SERBIA
SINGAPORE
SLOVAKIA
SLOVENIA

SOUTH AFRICA
SOUTH KOREA
SPAIN
SWEDEN
SWITZERLAND
SYRIA
THAILAND
TUNISIA
TURKEY
UAE
UKRAINE
UNITED KINGDOM
USA
UZBEKISTAN
VENEZUELA
VIETNAM
ZIMBABWE



Lo sviluppo è sostenibile se soddisfa i bisogni delle generazioni presenti senza compromettere le possibilità per le generazioni future di soddisfare i propri bisogni.

(Brundtland Report, United Nations, 1987)

e' tempo di green made

Green Made significa pensare, progettare e produrre in armonia con l'ambiente.

Green Made: perché In una economia globale assume un ruolo sempre più importante la protezione delle risorse disponibili ed in particolare lo studio degli aspetti ambientali legati alle diverse attività produttive. L'aumento dei consumi delle risorse non rinnovabili (i minerali ed i metalli come pure i combustibili fossili), dovuto alla costante crescita della popolazione mondiale, impone standards di produzione che privilegino la conservazione delle risorse disponibili. I nostri processi produttivi sono frutto di una globale attenzione alla tutela dell'ambiente.

La gestione accurata di questi processi ha portato, tra le altre cose, all'ottenimento della certificazione UNI EN ISO 14001 «Sistema di gestione ambientale certificato».

Green Made: il valore Ogni singola fase di progettazione e produzione è attentamente analizzata sotto il profilo dell'impatto ambientale ed ogni scelta successiva dettata dal raggiungimento degli obiettivi di eco compatibilità. Così durante la produzione vera e propria, saranno le più avanzate tecnologie appositamente sviluppate ed i più severi controlli, effettuati da personale qualificato, a garantire Green Made by Colombo Design: un prodotto nato con il pensiero costantemente rivolto all'ambiente.

Sustainable development is development that meets the needs of the present without compromising the ability of future generations to meet their own needs.

(Brundtland Report, United Nations, 1987)

it's green made time

«Green made» means thinking, developing and manufacturing in harmony with our environment.

Green Made: why Protecting our resources is more and more important in a global economy, and in particular paying attention to reflections of manufacturing onto the environment. Increase of consumptions of non-renewable resources (minerals, metals and fossil combustibles) due to increase of population, imposes manufacturing standards which privilege conservation of the available resources and raw materials. Our production processes are the result of a total attention to environmental protection. By the accurate management of these processes we obtained the UNI EN ISO 14001 certification «Certified environmental management system».

Green Made: values Each design and production step is carefully checked with regards to the environmental impact and each following decision is taken if our eco-compatibility objectives are fully reached. This means that when we manufacture our products, the Green Made concept by Colombo Design will be guaranteed by the advanced technologies and very strict controls carried out by a very highly qualified personnel, generating a product conceived constantly thinking of the environment.

Our Certifications.



UNI EN ISO 9001

Sistema di gestione certificato da ICIM

Questa certificazione è valida per il seguente campo applicativo: Progettazione e fabbricazione di maniglie, complementi per arredamento e di accessori per l'arredo del bagno in materiali non ferrosi.

Certified management system by ICIM

This certification is valid for the following application field: Design and manufacture of handles, furniture co-ordinated accessories and bathroom furniture accessories in non-ferrous materials.



UNI EN ISO 14001

Sistema di gestione certificato da ICIM

Questa certificazione è valida per il seguente campo applicativo: Progettazione e fabbricazione di maniglie e complementi per arredamento in materiale non ferroso, accessori per l'arredo del bagno mediante le fasi di: pressofusione, burattatura, pulitura, galvanica, verniciatura, assemblaggio, confezionamento ed immagazzinamento.

Certified management system by ICIM

This certification is valid for the following application field: Design and manufacture of non-ferrous handles and coordinated furniture accessories, bathroom furniture accessories by: die-casting, tumble finishing, polishing, electroplating, varnishing, assembling, packing and storing.

Our Warranties.



trattamento di protezione garantito 30 anni

Trattamento con la garanzia di “30 anni” sulle finiture **Zirconium Gold** e **Zirconium Stainless-Steel**. I prodotti trattati con il processo PVD garantiscono prestazioni di lunga durata. L'utilizzo di questi prodotti è particolarmente indicato in ambienti corrosivi, come aree marine ricche di salsedine o in zone soggette a piogge acide. L'utilizzo in pieno sole e le escursioni di temperatura non pregiudicano l'estetica del prodotto con viraggi di tonalità del colore. La durezza del rivestimento e il basso coefficiente di attrito superficiale garantiscono un'ottima resistenza ai graffi dovuti, per esempio, all'utilizzo di anelli. Eventuali ammaccature provocate da urti o colpi possono intaccare l'integrità e provocare il decadimento delle prestazioni del rivestimento.



trattamento di protezione garantito 10 anni

La lunga esperienza maturata nel settore dei trattamenti galvanici, unita alla scelta di prestare particolare attenzione alla qualità nei processi produttivi, consentono a Colombo Design di garantire le finiture dei suoi prodotti oltre la normale copertura prevista dalla legge. E' quindi con particolare orgoglio che offriamo ai nostri utenti la garanzia di “10 anni” sulle finiture **Cromo**. Per un utilizzo ottimale del prodotto, ed ottemperare alle regole della garanzia: evitare l'impiego di sostanze solventi, abrasivi, alcool; rimuovere le eventuali tracce di sporco e polvere solo con un panno inumidito in acqua tiepida.

treatment protection guaranteed 30 years

Treatment with warranty of “30 years” on **Zirconium Gold** and **Zirconium Stainless-Steel** finishings. All PVD-treated products with High Protection System finishing guarantee better performance than any other type of coating, either galvanic or lacquer. The use of these products is strongly recommended in such places as high-salinity marine areas or areas subject to acid rains. The use in bright sunshine and temperature ranges does not cause color changes. The hardness of the coating and the low rate of surface friction ensure a very good resistance to scratches due to the use of rings (for example). Any dents due by hits or impact can spoil the surface and affect the coating performance.

treatment protection guaranteed 10 years

The long experience in the field of galvanic treatments, combined with the choice to pay special attention to the quality in production processes, enable Colombo Design to ensure the finishings of its products beyond the normal warranty provided by law. It is therefore with great pleasure, we offer to our end-users the warranty of “10 years” on **Chrome** finish. This commitment of product durability is our strong and alternative response to consumerism «disposable». For maximum performance, kindly comply with the rules of warranty: do not use solvents, abrasives or alcohol; remove any traces of dirt and dust only with a cloth damped in water.

Our Thinking Design.

la nostra concezione di design oggi è pensiero.

Saper intuire le necessità del consumatore, nelle varie sfumature derivate dalle culture, dalle età e rispondervi con coscienza etica, sapienza tecnica, armonia estetica.

Trovare soluzioni e risolvere problemi.

Questo è il contesto della nostra idea di design.

to think is our idea of design.

To understand the consumer's needs, with all the differences between cultures, generations, and to propose ethic in production, technical expertise, and esthetic harmony.

To find solutions and to solve issues.

To think is our idea of design.

Our Collections.

le collezioni the collections



- | | | | |
|----|----------------|-----|---------------|
| 13 | alizé | 69 | luna |
| 21 | forever | 77 | melò |
| 29 | khala | 85 | nordic |
| 37 | land | 93 | over |
| 45 | link | 101 | plus |
| 53 | look | 111 | road |
| 61 | lulù | 119 | time |

Classic Line



- | | |
|-----|------------------|
| 129 | hermitage |
| 137 | portofino |

basic



- | | |
|-----|---------------|
| 147 | basic |
| 155 | basicQ |

piantane e colonne free standing and wall columns



- | | |
|-----|--------------------------|
| 165 | isole² |
| 175 | planets |
| 185 | square |
| 193 | units |

coordinati d'arredo design complements



- | | |
|-----|---|
| 203 | appenditutto / coat hangers |
| 209 | oggettistica / free standing objects |
| 217 | cool |
| 223 | complementi / complements |

coordinati doccia shower complements



- | | |
|-----|--|
| 231 | angolari / shower baskets |
| 239 | cavalletti & sedili / universal racks & seats |

specchi mirrors



- | | |
|-----|--|
| 247 | specchi ingranditori / magnifying mirrors |
| 253 | fashion mirrors |

contract comunità contract community




- | | |
|-----|-----------------|
| 261 | contract |
|-----|-----------------|

2019 EDITION

Le Collezioni

The Collections

MADE IN ITALY



ALIZÉ

Un approccio alla materia proprio come l'avrebbe avuto l'aliseo, plasmando e avvolgendo ogni contrasto e accarezzando ogni dettaglio degli accessori; ne risultano delle figure dai profili morbidi e dai toni briosi, che ben si adattano a completare le nuove sale da bagno ed a rinnovare quelle passate.

Approaching like the sail winds shaping and stroking all minute contrasts in accessories, the result is figures alive with soft melodies and profiles that are well suited to complement the new bathrooms and to renew the old ones.



“La prima regola, e forse l’unica, del buono stile è che si abbia qualcosa da dire: con questa regola si va lontano.”

“The first rule, then, for a good style is that the author should have something to say; nay, this is in itself almost all that is necessary.”

Arthur Schopenhauer





B2501DX - B2502DX



AR37




B2540 - B9331 - B2541



B2508

B2511
B2510
B2509



B2507SX
B2506



B2531

ALIZÉ

Angeletti Ruzza Design



B2501DX - B2501SX

Porta sapone
Soap dish holder



B2502DX - B2502SX

Porta bicchiere
Glass holder



B9330DX - B9330SX

Spandisapone (L 0,50)
Soap dispenser



B2540

Porta sapone
d'appoggio
Standing soap dish holder



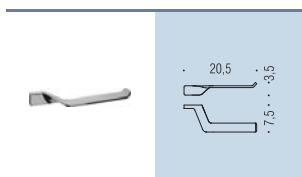
B2541

Porta bicchiere
d'appoggio
Standing glass holder



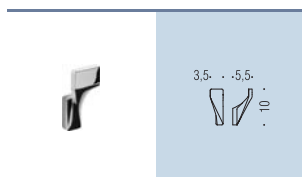
B9331

Spandisapone (L 0,50)
d'appoggio
Standing soap dispenser



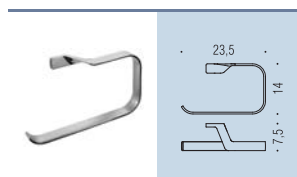
B2508

Porta rotolo
Paper holder



AR37

Appenditutto
Hook



B2531

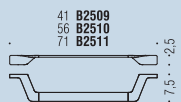
Porta salvietta ad anello
Ring towel holder



Materiale: Ottone / Cromall®
Material: Brass / Cromall®

Finiture: Cromo
Finishes: Chrome

Complementi: Vetro acidato naturale
Complements: Natural acid glass



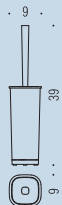
B2509 - B2510 - B2511

Porta salvietta
Towel holder



B2512

Porta salvietta doppio a snodo
Double bar towel holder



B2506

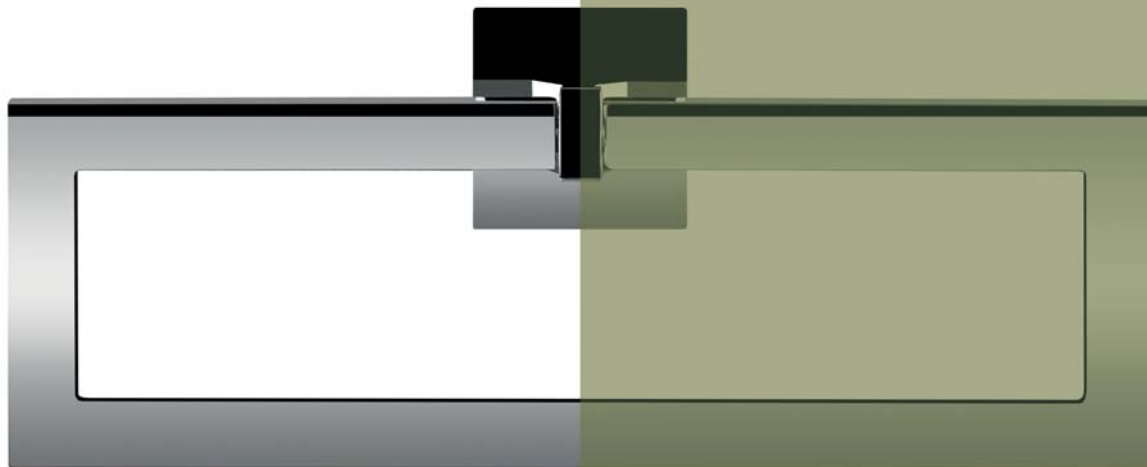
Porta scopino d'appoggio
Standing brush holder



B2507DX - B2507SX

Porta scopino
Hanging brush holder





FOREVER

Fascino essenziale e moderno, questa è la collezione Forever di Colombo Design. Una ricca proposta in finitura cromata, accessori che diventano decorazione delle stanze da bagno improntate al benessere, al relax e all'intimità. Arredare il bagno con la linea di accessori Forever costituisce una scelta nel contempo di stile e funzionale. Il motivo? Il fissaggio ottenuto con uno speciale nastro biadesivo, valore aggiunto della serie.

Essential and modern charm, this is the Forever collection by Colombo Design. A wide-ranging proposal in chrome finish, for accessories that become decoration of bathrooms for wellbeing, relaxation and intimacy. To beautify your bathroom with Forever accessories is a choice both functional and stylish. The reason? The fixing system obtained with a special bi-adhesive tape, added value of this series.





“Dobbiamo usare saggiamente il tempo e capire sempre che i tempi sono maturi per fare la cosa giusta.”

“We must use time wisely and forever realize that the time is always ripe to do right.”

Nelson Mandela




B2901



B2902-B9333




B2941 - B9334 - B2940



B2908


B2909
B2910
B2911



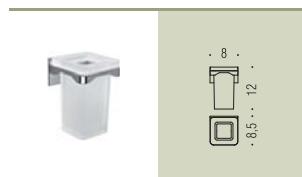
B2907
B2906



B2931



B2901
 Porta sapone
 Soap dish holder




B2902
 Porta bicchiere
 Glass holder




B9333
 Spandisapone (L 0,22)
 Soap dispenser



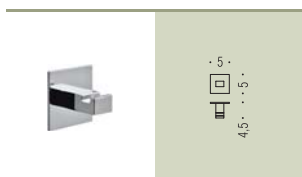
B2940
 Porta sapone
 d'appoggio
 Standing soap dish holder



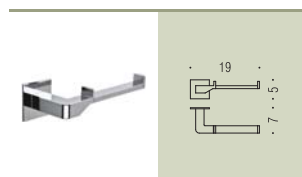
B2941
 Porta bicchiere
 d'appoggio
 Standing glass holder



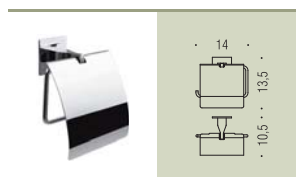
B9334
 Spandisapone (L 0,22)
 d'appoggio
 Standing soap dispenser



LC67
 Appenditutto
 Hook




B2908
 Porta rotolo
 Paper holder



B2991
 Porta rotolo coperto
 Paper holder with cover



 Direzione destra o sinistra modificabile dal cliente
 End user may modify left or right direction

Materiale: Ottone / Cromall®
Material: Brass / Cromall®

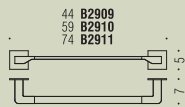
Finiture: Cromo
Finishes: Chrome

Complementi: Vetro acidato naturale
Complements: Natural acid glass



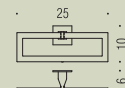
La collezione Forever è stata appositamente progettata per un fissaggio a muro e vetro ottenuto con uno speciale nastro biadesivo in schiuma acrilica ad alte prestazioni (3M™ VHB™). Le caratteristiche tecniche di questa serie, unite ad un sistema di montaggio semplice e rapido, consentono un utilizzo dell'accessorio in condizioni difficili senza mai pregiudicare la tenuta e l'estetica. Le strisce biadesive sono già premontate sul pezzo e, per la preparazione della superficie del muro, all'interno della confezione sono presenti un kit di pulizia ed uno stick con il primer/attivatore. **Attenzione:** si sconsiglia l'applicazione dei pezzi su superfici particolarmente ruvide o poco compatte, così come su intonaci, resine e muri grezzi.

The Forever collection has been specially designed for a wall and glass fixing with a special high performance double sided acrylic foam tape (3M™ VHB™). The technical characteristics of this collection, combined with a quick and easy mounting system, allow an use of the appliance even in difficult conditions without ever affecting the aesthetics or the durability of use. Adhesive strips are already preassembled on the piece and, for the preparation of the wall surface, inside the box there is a cleaning kit and a stick with the activator/primer. **Attention:** we do not recommend the application of the pieces on surfaces particularly rough, resin as well as on painted walls.



B2909 - B2910 - B2911

Porta salvietta
Towel holder



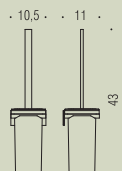
B2931

Porta salvietta ad anello
Ring towel holder



B2906


Porta scopino d'appoggio
Standing brush holder



B2907

Porta scopino
Hanging brush holder





KHALA

Makio Hasuike ha voluto interpretare l'ottone, materiale predominante negli accessori della serie, alleggerendone gli spessori ed il volume, per giungere all'essenzialità del segno. Design di sintesi, quindi sinonimo di contenuti semplici ma capaci di evocare emozioni. Ogni accessorio della serie Khala è un pezzo fuso unico e gli sbalzi asimmetrici nei supporti degli accessori creano leggerezza e fluidità. Una collezione di oggetti di arredamento di grande personalità e forte valenza semantica.

By reducing the proportions and mass of the accessories, Makio Hasuike has redefined the use of brass, the core material of this "essential" collection. Simple and abstract designs, but with a strength of character that evokes an emotional response. Each accessory of the Khala range is cast as one piece, in an asymmetrical style which gives delicate and flowing lines. A collection of bathroom furnishings with a strong and distinctive personality.

Quando si tratta di dare forma ad un oggetto, ci si confronta con il tema della responsabilità.

When it comes to giving shape to an object, you are confronted with the issue of responsibility.







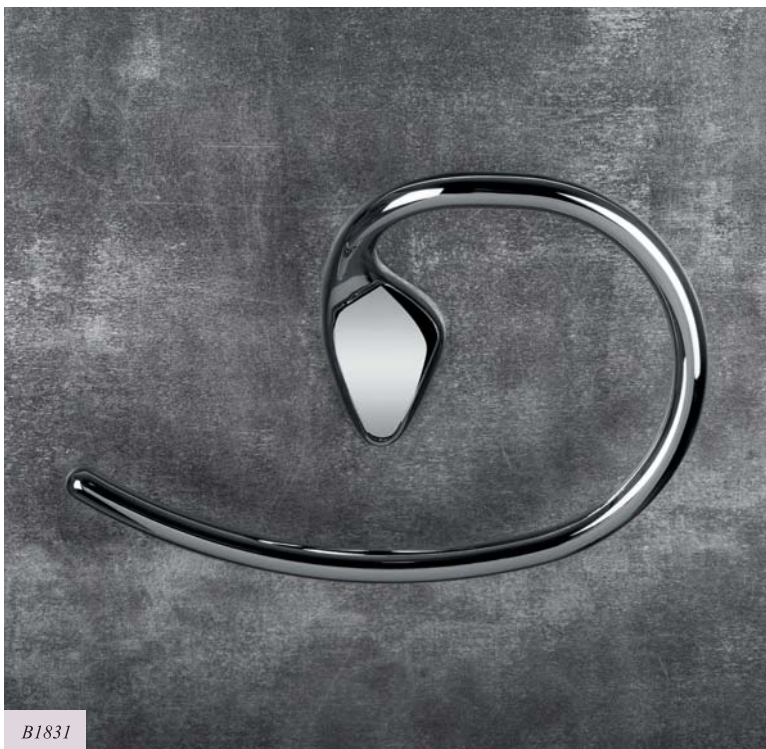
B1801




B1802



MH17




B1831



B1808

B1809
B1810
B1811



B1841 - B9304 - B1840



B1807



KHALA

Design: Makio Hasuike



B1801
Porta sapone
Soap dish holder



B1802
Porta bicchiere
Glass holder



B9303
Spandisapone (L 0,35)
Soap dispenser



B1840
Porta sapone
d'appoggio
Standing soap dish holder



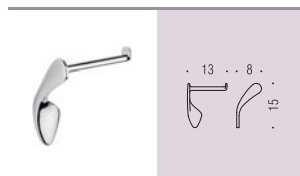
B1841
Porta bicchiere
d'appoggio
Standing glass holder



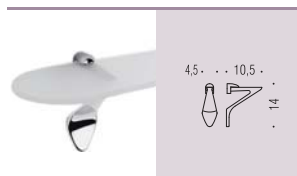
B9304
Spandisapone (L 0,35)
d'appoggio
Standing soap dispenser



MH17
Appenditutto
Hook




B1808
Porta rotolo
Paper holder



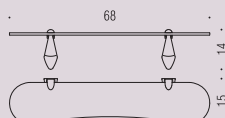
B18PZ
Reggimensola regolabile 4-10 mm
Adjustable shelf holder (4-10 mm)



Materiale: Ottone / Cromall®
Material: Brass / Cromall®

Finiture:  Cromo
Finishes:  Chrome

Complementi:  Vetro acidato naturale
Complements:  Natural acid glass




B1816
Mensola
Shelf



B1809 - B1810 - B1811
Porta salvietta
Towel holder



B1831
Porta salvietta ad anello
Ring towel holder




B1813
Porta salvietta doppio a snodo
Double bar towel holder



B1807
Porta scopino
Hanging brush holder





LAND

Un gruppo di progettisti giovani, competenti e geniali, ha ideato una collezione di complementi per l'arredo del bagno denominata "LAND", le cui linee curve si dispiegano armoniosamente e rimandano a forme primarie che suscitano emozioni.

A group of young, skilled and ingenious designers, have conceived a collection of accessories called "LAND", whose curves unfold harmoniously reminding us of primitive shapes that stir up emotions.






“I dettagli non sono dettagli. Sono l'essenza del progetto.”

“The details are not the details. They make the design.”

Charles Eames



B2809
B2810
B2811



B2813



B2831



B2807
B2806





B2801
Porta sapone
 Soap dish holder



B2802
Porta bicchiere
 Glass holder



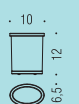
B9318
Spandisapone (L 0,23)
 Soap dispenser



B2842
Porta sapone d'appoggio
 Standing soap dish holder



B2840
Porta sapone d'appoggio
 Standing soap dish holder



B2841
Porta bicchiere d'appoggio
 Standing glass holder



B9319
Spandisapone (L 0,23)
 Standing soap dispenser



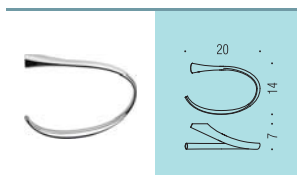
B2843
Porta oggetti da bagno
 Bathroom basket



CD67
Appenditutto
 Hook



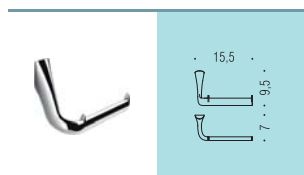
CD77
Appenditutto
 Hook



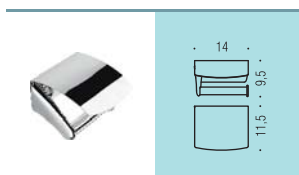
B2831
Porta salvietta ad anello
 Ring towel holder



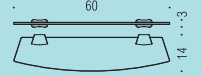
B28PZ
Reggimensola regolabile 6-8mm
 Adjustable shelf holder (6-8 mm)



B2808
Porta rotolo
 Paper holder



B2891
Porta rotolo coperto
 Paper holder with cover



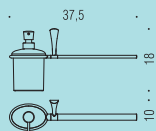
B2816
Mensola
 Shelf



Materiale: Ottone / Cromall®
Material: Brass / Cromall®

Finiture: Cromo
Finishes: Chrome


Complementi: Vetro acidato naturale
Complements: Natural acid glass



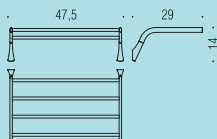
B2874DX - B2874SX
Spandisapone (L 0,23) e porta salvietta per bidet
Soap dispenser and towel holder for bidet



B2809 - B2810 - B2811
Porta salvietta
Towel holder



B2813
Porta salvietta doppio a snodo
Double bar towel holder




B2887
Rack porta salvietta
Rack towel holder



B2806
Porta scopino d'appoggio
Standing brush holder




B2807
Porta scopino
Hanging brush holder



B2888
Porta salvietta doppio
Double towel holder





L I N K

Sottrarre, valorizzare la funzione, sottolineare il concetto: semplicità sinonimo di leggerezza. Link di Angeletti e Ruzza è una collezione di oggetti che non vincola l'arredamento del bagno, liberandolo da soluzioni scontate. Link è espressione fondamentale di design ricondotto a segni minimi che esaltino il contesto per recuperare uno stile rigoroso finalizzato a rinnovarsi nel segno dell'eccellenza.

The attempt to get to the heart of concept of simplicity reveals its importance on functional values. Collection Link, by Angeletti e Ruzza expresses a multiple identity for any living solution. The early sign gains its potential in appealing contests and expectations of bath areas, increasing a perfect style under discerning excellence.



Due oggi sono i requisiti richiesti agli oggetti: emozione e tecnologia.

There are two requested requirements for the objects, emotion and technology.



B9311
B2441
B2440



B2402SX - B2401SX



B2431



B2412



B2413

B2409
B2410
B2411



B9310DX



AR27



B2408



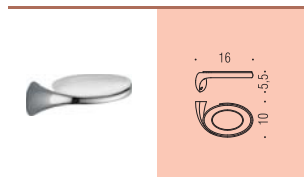
B2406
B2407SX



B2491

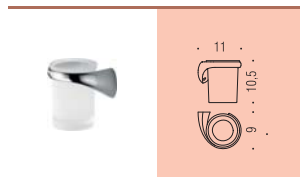
LINK

Angeletti Ruzza Design



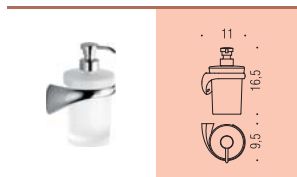
B2401DX - B2401SX

Porta sapone
Soap dish holder



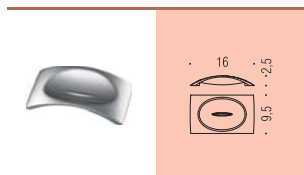
B2402DX - B2402SX

Porta bicchiere
Glass holder



B9310DX - B9310SX

Spandisapone (L 0,32)
Soap dispenser



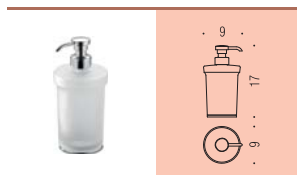
B2440

Porta sapone
d'appoggio
Standing soap dish holder



B2441

Porta bicchiere
d'appoggio
Standing glass holder



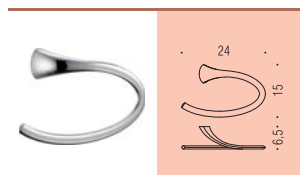
B9311

Spandisapone (L 0,32)
d'appoggio
Standing soap dispenser



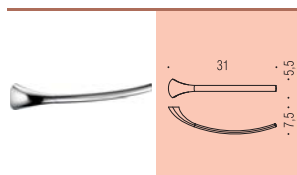
AR27

Appenditutto
Hook



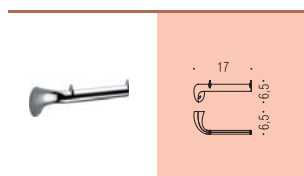
B2431

Porta salvietta ad anello
Ring towel holder



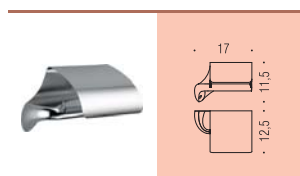
B2412

Porta salvietta fisso
Towel holder




B2408

Porta rotolo
Paper holder



B2491

Porta rotolo coperto
Paper holder with cover



B24PZDX - B24PZSX

Reggimensola regolabile 6-8mm
Adjustable shelf holder (6-8 mm)

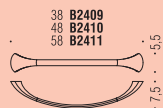
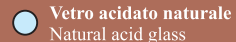


Materiale: Ottone / Cromall®
Material: Brass / Cromall®

Finiture:
Finishes:

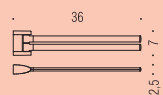


Complementi:
Complements:



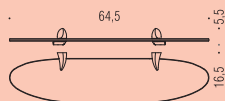
B2409 - B2410 - B2411

Porta salvietta
Towel holder



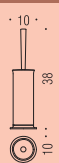
B2413

Porta salvietta doppio a snodo
Double bar towel holder



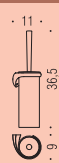
B2416

Mensola
Shelf



B2406


Porta scopino d'appoggio
Standing brush holder



B2407DX - B2407SX

Porta scopino
Hanging brush holder





L O O K

Design di attenta ricerca delle proporzioni per esprimere essenzialità e raffinata eleganza. Look, collezione disegnata da Luca Colombo, accentua il connubio di linee pure, divenendo complemento d'arredo minimale di grande personalità.

Designed with a careful attention to proportion while expressing essentiality and fine elegance, Look, by Luca Colombo, stresses the symbiosis of pure lines, to become part of our minimal living furnishings with strong personality.





“L'elemento fondamentale sono le proporzioni: sono le proporzioni che rendono classici gli oggetti e le grandi opere architettoniche.”

“The fundamental factor is proportion: Proportion is precisely what makes classic objects and great architectural works.”

Charles Eames

B1601 - B1602 - B9316



B1640 - B9317 - B1641




B1631



B1612



LC37



B1609
B1610
B1611



B1608



B1607
B1606

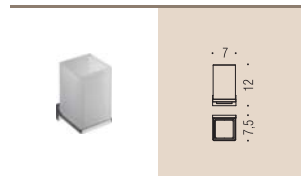


LOOK

Design: Luca Colombo



B1601
Porta sapone
Soap dish holder



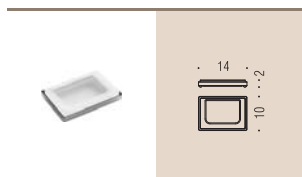
B1602
Porta bicchiere
Glass holder



B9316
Spandisapone (L 0,31)
Soap dispenser



LC27
Appenditutto
Hook




B1640
Porta sapone
d'appoggio
Standing soap dish holder



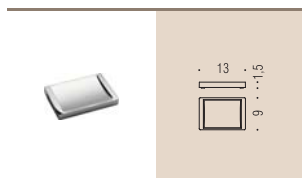
B1641
Porta bicchiere
d'appoggio
Standing glass holder



B9317
Spandisapone (L 0,31)
d'appoggio
Standing soap dispenser



LC37
Appenditutto
Hook




B1642
Porta sapone d'appoggio
in ottone cromato
standing soap dish holder



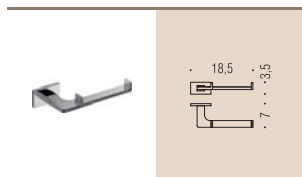
B1643
Porta bicchiere d'appoggio
in ottone cromato
standing glass holder



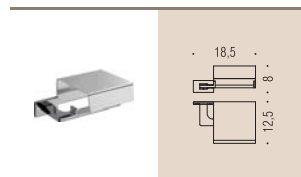
B9320
Spandisapone (L 0,15) d'appoggio
in ottone cromato
standing soap dispenser



B16PZ
Reggimensola
Shelf holder



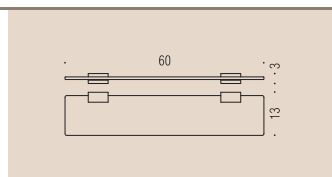
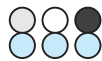
B1608
Porta rotolo
Paper holder



B1691
Porta rotolo coperto
Paper holder with cover



B1616
Mensola
Shelf



Materiale: Ottone / Cromall®
Material: Brass / Cromall®

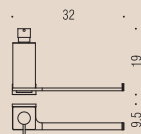
Finiture: Cromo
Finishes: Chrome

Bianco opaco
Matt white

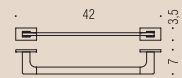
Nero opaco
Matt black

Complementi: Vetro acidato naturale
Complements: Natural acid glass

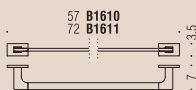
ABS
ABS



B1674
Spandisapone (L 0,31) e porta salvietta per bidet
Soap dispenser and towel holder for bidet



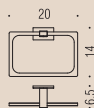
B1609
Porta salvietta
Towel holder



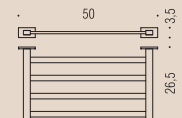
B1610 - B1611
Porta salvietta
Towel holder



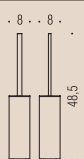
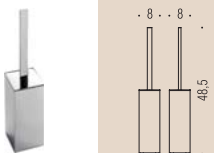
B1612
Porta salvietta doppio a snodo
Double bar towel holder



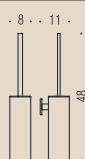
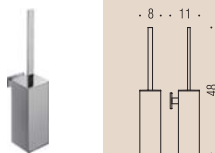
B1631
Porta salvietta ad anello
Ring towel holder



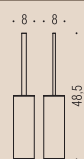
B1687
Rack porta salvietta
Rack towel holder



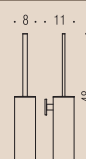
B1606
Porta scopino d'appoggio
Standing brush holder



B1607
Porta scopino
Hanging brush holder



B1626
Porta scopino d'appoggio in ABS
ABS standing brush holder



B1627
Porta scopino in ABS
ABS hanging brush holder





LULÙ

L'eleganza senza eccessi è bellezza assoluta. La ricerca della semplicità nei particolari, la proporzione e l'equilibrio dei valori sono il comune denominatore degli oggetti della collezione Lulù di Luca Colombo.

Simple elegance means true beauty. Luca Colombo designed Lulù, a collection made of simplicity, proportion and balance common feature to all its components.



Il segno dà carattere alla forma. Semplice, per durare nel tempo.

The sign gives character to the form. Simply, to last over time.





B6201



B6202



B9321



B6274



B6240 - B9322 - B6241



LC47



LC57

B6209
B6210
B6211



B6231



B6208

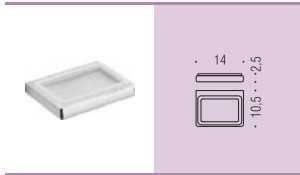


B6207
B6206





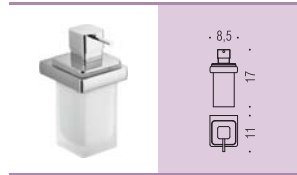
Design: Luca Colombo



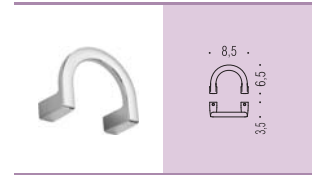
B6201
Porta sapone
Soap dish holder




B6202
Porta bicchiere
Glass holder



B9321
Spandisapone (L 0,28)
Soap dispenser



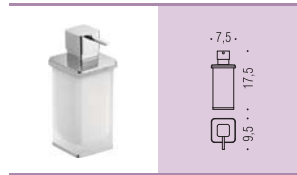
LC47
Appenditutto
Hook



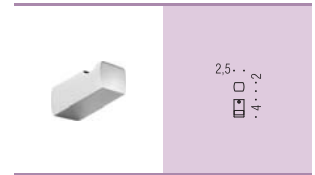
B6240
Porta sapone
d'appoggio
Standing soap dish holder




B6241
Porta bicchiere
d'appoggio
Standing glass holder




B9322
Spandisapone (L 0,28)
d'appoggio
Standing soap dispenser



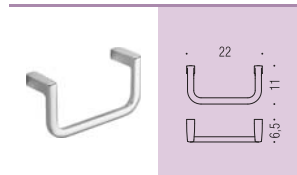
LC57
Appenditutto
Hook



B6208
Porta rotolo
Paper holder



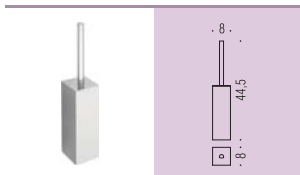
B6291
Porta rotolo coperto
Paper holder with cover



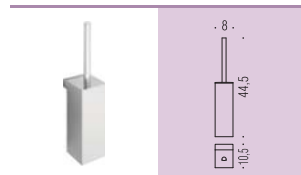
B6231
Porta salvietta ad anello
Ring towel holder



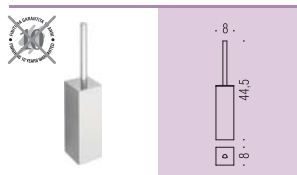
B62PZ
Reggimensola
Shelf holder



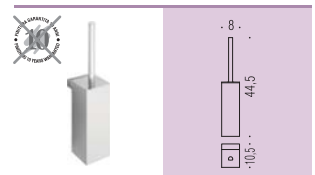
B6206
Porta scopino d'appoggio
Standing brush holder



B6207
Porta scopino
Hanging brush holder



B6226
Porta scopino d'appoggio in ABS
ABS standing brush holder



B6227
Porta scopino in ABS
ABS hanging brush holder



Materiale: Ottone / Cromall®
Material: Brass / Cromall®

Finiture:
Finishes:

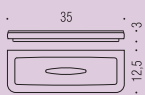
HPS Gold
HPS gold plated

Cromo
Chrome

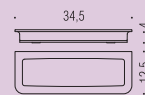
Complementi:
Complements:

Vetro acidato naturale
Natural acid glass

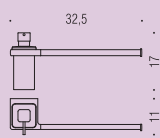
ABS
ABS



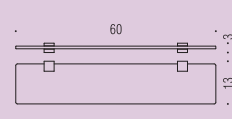
B6203
Porta spugna
Sponge dish



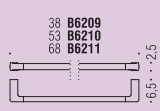
B6242
Porta spugna d'appoggio
Standing sponge dish




B6274
Spandisapone (L 0,28) e porta salvietta per bidet
Soap dispenser and towel holder for bidet



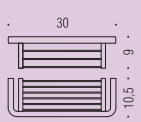
B6216
Mensola
Shelf



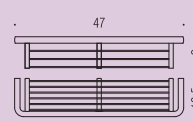
B6209 - B6210 - B6211
Porta salvietta
Towel holder



B6212
Porta salvietta doppio a snodo
Double bar towel holder




B6232
Porta oggetti da doccia e vasca
Basket for shower and bath



B6233
Porta oggetti da doccia e vasca
Basket for shower and bath





LUNA

Luna è una collezione di accessori di design equilibrata, destinata a rimanere sempre attuale.

Luna is a collection of accessories with a linear, classic design that will never go out of style.





L'arte ha il senso della scoperta infinita del bello in ogni istante quotidiano.

Art has a sense of infinite discovery of beauty in every moment.

B0101



B0102 - B9309



B0111



CB17



CB37



B0130



B0131
B0109
B0110



B0112



B0107



B0506
B0106



B0108



LUNA

Design: Carlo Bartoli



B0101
Porta sapone
Soap dish holder



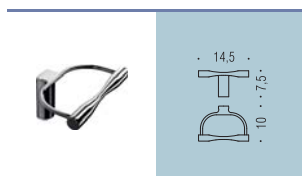
B0102
Porta bicchiere
Glass holder



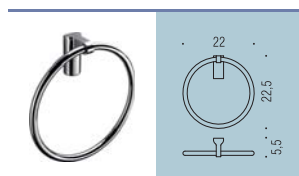
B9309
Spandisapone (L 0,32)
Soap dispenser



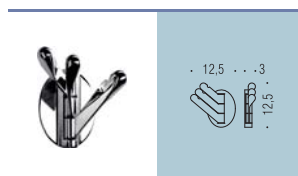
B01PZ
Reggimensola regolabile 6-12 mm
Adjustable shelf holder (6-12 mm)



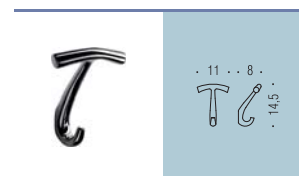
B0108
Porta rotolo
Paper holder



B0111
Porta salvietta ad anello
Ring towel holder



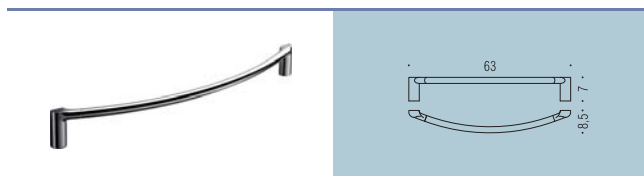
CB17 - TRIO
Appenditutto
Hook




CB37 - CLUB
Appenditutto
Hook




B0131 - B0109
Porta salvietta
Towel holder



B0110
Porta salvietta
Towel holder



B0112 - B0113
Porta salvietta doppio a snodo
Double bar towel holder



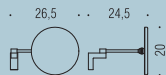
B0130
Mensola
Shelf



Materiale: Ottone / Cromall®
Material: Brass / Cromall®

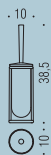
Finiture: Cromo
Finishes: Chrome

Complementi: Vetro acidato naturale
Complements: Natural acid glass Vetro trasparente
Clear glass



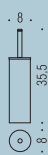
B0125

Specchio ingranditore a muro (3x)
Wall magnifying mirror (3 times)



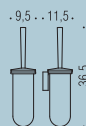
B0106

Porta scopino d'appoggio
Standing brush holder



B0506

Porta scopino d'appoggio
Standing brush holder



B0107

Porta scopino
Hanging brush holder





MELÒ

Lontano dalle facili tentazioni delle mode passeggere e desiderando esprimere sensibilità ed equilibrio in oggetti di uso quotidiano, Ambrogio Rossari ha disegnato Melò, collezione di accessori “senza tempo”, il cui rigore formale li assimila con facilità agli altri elementi dell’ambiente bagno.

Uninfluenced by the passing trends of fashion, and with a strong wish to express sensitivity and balance in objects of daily use, Ambrogio Rossari has designed Melò, a collection of timeless accessories with such a stark simplicity that they combine with other items of bathroom furniture to perfection.




“C'è anche una concezione poetica del design, un percorso di luoghi e di memorie.”

“There is also a poetic view in design, a journey of places and memories.”

Salvatore Pica





B1202



B9305



B9306

*B1209 + B1200
B1210 + B1200*



B1208 + B1200



B1211



*B0506
B1207*



M E L Ó

Design: Ambrogio Rossari



B1201
Porta sapone
Soap dish holder



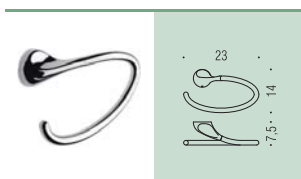
B1202
Porta bicchiere
Glass holder



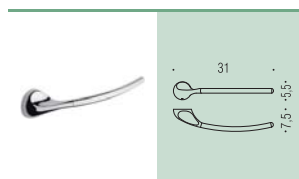
B9306
Spandisapone (L 0,38)
Soap dispenser




B9305
Spandisapone d'appoggio (L 0,38)
Soap dispenser



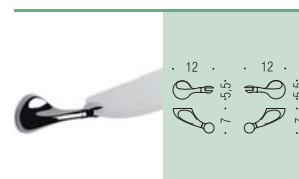
B1231
Porta salvietta ad anello
Ring towel holder



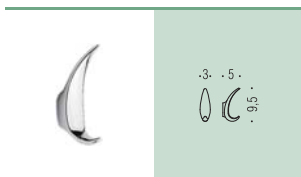
B1211
Porta salvietta fisso
Towel holder



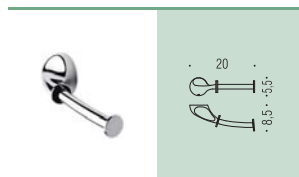
B1200
Ghiera
Ring



B12PZDX - B12PZSX
Reggimensola
Shelf holder



RA17
Appenditutto
Hook



B1208
Porta rotolo
Paper holder



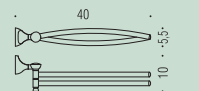
Materiale: Ottone / Cromall®
Material: Brass / Cromall®

Finiture: Cromo Oro
Finishes: Chrome Gold plated

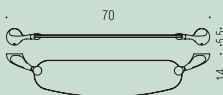
Complementi: Vetro acidato naturale
Complements: Natural acid glass



B1209 - B1210
Porta salvietta
Towel holder



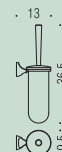
B1212
Porta salvietta doppio a snodo
Double bar towel holder



B1216
Mensola
Shelf

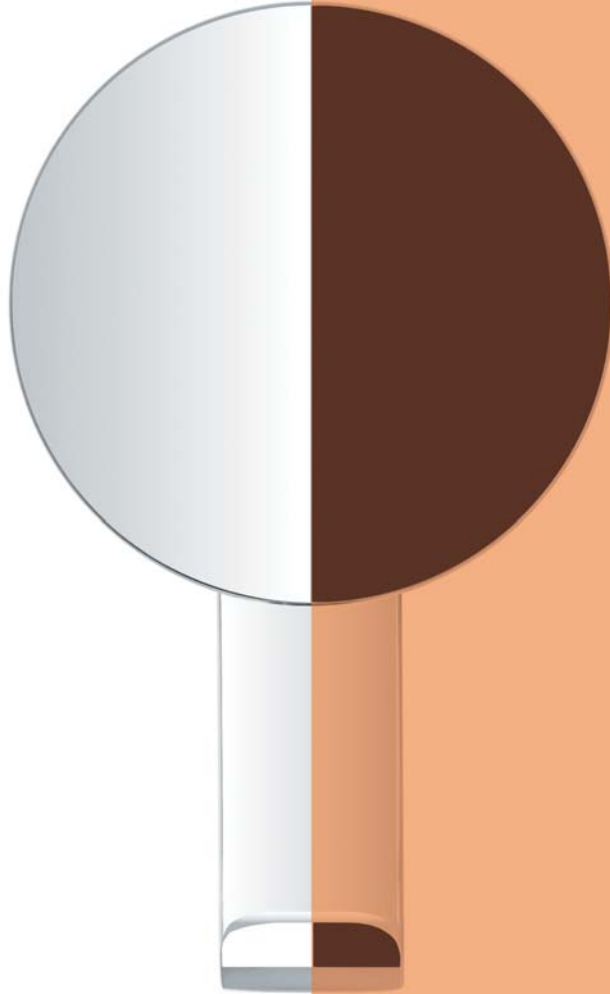


B0506
Porta scopino d'appoggio
Standing brush holder



B1207
Porta scopino
Hanging brush holder





NORDIC

Una collezione dove ogni elemento torna a rispondere all'esigenza funzionale per il quale viene scelto. Oggetti per il vivere contemporaneo dove l'estetica è sempre stile non urlato, e l'esperienza dell'Azienda si fonde con la forma per vivere il prodotto negli anni futuri.

A collection where each element is the answer to the functional need for which it has been chosen. Objects for the contemporary living where aesthetic is an uncried style and where the company's experience merge with form into a timeless product.




“L'ovvio è quel che non si vede mai, finchè qualcuno non lo esprime con la massima semplicità.”

“The obvious is that it is never realized until someone expresses it with ease.”

Kahlil Gibran





B5211
B5210
B5209



B5208



B5212



B5231 + B523M



B5207
B5206

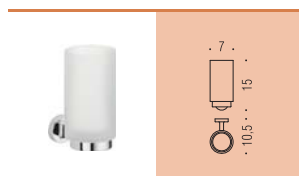


NORDIC

Design: Efreem Bonacina e Giovanni Moro



B5201
Porta sapone
Soap dish holder



B5202
Porta bicchiere
Glass holder



B9323
Spandisapone (L 0,25)
Soap dispenser



B523M
Ghiera con biadesivo
Ring with adhesive



i Optional
Optional



B5240
Porta sapone
d'appoggio
Standing soap dish holder



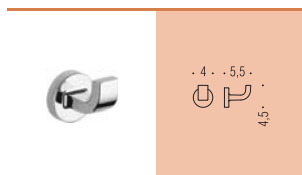
B5241
Porta bicchiere
d'appoggio
Standing glass holder



B5241
Porta bicchiere
d'appoggio
Standing glass holder



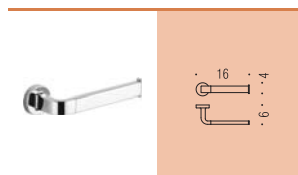
B9324
Spandisapone (L 0,25)
d'appoggio
Standing soap dispenser



EB17
Appenditutto
Hook



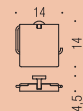
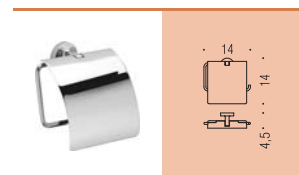
EB27
Appenditutto
Hook



B5208
Porta rotolo
Paper holder



i Reversibile
Reversible



B5291
Porta rotolo coperto
Paper holder with cover



i Direzione destra o sinistra modificabile
dal cliente
End user may modify left or right direction

Materiale: Ottone / Cromall®
Material: Brass / Cromall®

Finiture: Cromo
Finishes: Chrome

Complementi: Vetro acidato naturale
Complements: Natural acid glass

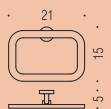
Ceramica nera opaca
Matt black ceramic

Ceramica bianca opaca
Matt white ceramic

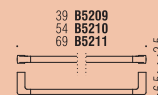


La collezione Nordic è fornita completa di viti, tasselli e brugole di montaggio. OPTIONAL Esiste altresì la possibilità di utilizzare per ogni punto di fissaggio un kit con biadesivo (Art. B523M). Il biadesivo è premontato sul pezzo e, per la preparazione della superficie del muro, all'interno della confezione sono presenti un kit di pulizia ed uno stick con il primer/attivatore. **Attenzione:** si sconsiglia l'applicazione dei pezzi su superfici particolarmente ruvide o poco compatte, così come su intonaci, resine e muri grezzi.


Our Nordic collection is delivered complete with screws, plugs and Allen key. OPTIONAL Wall fixing with adhesive is available. Please ask for the correct component for each fixing point (Art. B523M). Adhesive strips are already preassembled on the piece and, for the preparation of the wall surface, inside the box there is a cleaning kit and a stick with the activator/primer. **Attention:** we do not recommend the application of the pieces on surfaces particularly rough, resin as well as on painted walls.



B5231
Porta salvietta ad anello
Ring towel holder



B5209 - B5210 - B5211
Porta salvietta
Towel holder



B5212
Porta salvietta doppio a snodo
Double bar towel holder




B5206
Porta scopino d'appoggio
Standing brush holder



B5207
Porta scopino
Hanging brush holder





OVER

Razionalità ed emozione. La collezione Over propone un utilizzo armonico di materiali altamente tecnici plasmati da forme morbide, senza tempo. L'accessorio da bagno raggiunge così nuovi ed evoluti standard di riferimento, svincolandosi dal tradizionale concetto di applicazione attraverso l'utilizzo di un sistema di fissaggio a muro con adesivi tecnologici. Over di Colombo Design: la scelta per chi vuole di più, anche nel proprio bagno.

Rationality and emotion. The Over collection offers an harmonic use of highly technical materials modeled by soft timeless shapes. The bathroom accessory reaches in this way new and advanced standard, freeing itself from the traditional concept of application through the use of a wall fastening system with technological adhesive. The Over collection of Colombo Design, the choice for those who want more, even in their bathroom.



“L'arte è l'espressione del pensiero più profondo nel modo più semplice.”

“Art is the expression of the deepest thought in the simplest way.”

Albert Einstein



B7001V




B7002 - B9328



B7040 - B9329 - B7041



GM 17 - GM17V



B7070



B7071



B7031V



B7009
B7010
B7011



B7008



B7090



B7007
B7006



OVER

Design: Efreem Bonacina e Giovanni Moro



La lettera "V" a fine codice indica il modello con fissaggio viti a vista.
"V" letter at the end of the code states for models with exposed screws.




B7001 - B7001V
Porta sapone
Soap dish holder




B7002 - B7002V
Porta bicchiere
Glass holder



B9328 - B9328V
Spandisapone (L 0,22)
Soap dispenser



GM17 - GM17V
Appenditutto
Hook




B7040
Porta sapone
d'appoggio
Standing soap dish holder



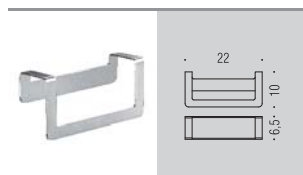
B7041
Porta bicchiere
d'appoggio
Standing glass holder




B9329
Spandisapone (L 0,22)
d'appoggio
Standing soap dispenser




B7070 - B7070V
Svuota tasche
Object wall shelf



B7031 - B7031V
Porta salvietta ad anello
Ring towel holder



B7008 - B7008V
Porta rotolo
Paper holder



B7090
Porta rotolo
Paper holder



Materiale: Acciaio Inox AISI 316 L
Material: AISI 316 L Inox stainless-steel

Finiture: Satinata
Finishes: Satin

Complementi: Vetro acidato naturale
Complements: Natural acid glass



La collezione Over è stata appositamente progettata per un fissaggio a muro e vetro ottenuto con uno speciale nastro biadesivo in schiuma acrilica ad alte prestazioni (3M™ VHB™). Le caratteristiche tecniche di questa serie, unite ad un sistema di montaggio semplice e rapido, consentono un utilizzo dell'accessorio in condizioni difficili senza mai pregiudicare la tenuta e l'estetica. Le strisce biadesive sono già premontate sul pezzo e, per la preparazione della superficie del muro, all'interno della confezione sono presenti un kit di pulizia ed uno stick con il primer/attivatore. **Attenzione:** si sconsiglia l'applicazione dei pezzi su superfici particolarmente ruvide o poco compatte, così come su intonaci, resine e muri grezzi.

The Over collection has been specially designed for a wall and glass fixing with a special high performance double sided acrylic foam tape (3M™ VHB™). The technical characteristics of this collection, combined with a quick and easy mounting system, allow an use of the appliance even in difficult conditions without ever affecting the aesthetics or the durability of use. Adhesive strips are already preassembled on the piece and, for the preparation of the wall surface, inside the box there is a cleaning kit and a stick with the activator/primer. **Attention:** we do not recommend the application of the pieces on surfaces particularly rough, resin as well as on painted walls.



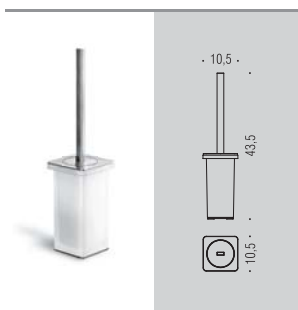
B7009 - B7009V - B7010 - B7010V - B7011 - B7011V

Porta salvietta
Towel holder

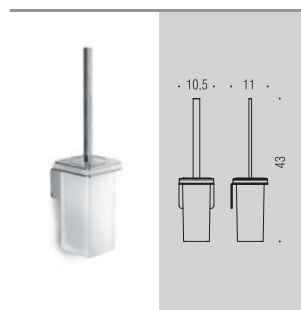


B7071

Porta riviste
Magazine rack



B7006
Porta scopino d'appoggio
Standing brush holder



B7007 - B7007V
Porta scopino
Hanging brush holder





PLUS

Negli oggetti di uso quotidiano la ricerca del segno formale rende talvolta secondaria la funzionalità. Piet Billekens ha ristabilito nel progetto PLUS l'equilibrio tra concetto e funzione, disegnando complementi d'arredo non subordinati a stili o tendenze. Massima attenzione ai materiali e peculiare controllo dei processi di lavorazione sono garantiti da Colombo Design che condivide il concetto di qualità totale.

Sometimes the research of a formal design in everyday used objects might give to functionality a secondary role. Thanks to Arch. Piet Billekens the project Plus has re-established the balance between concept and function, designing furnishing complements free from any style or trend. The highest attention was also given to the materials, with a peculiar control to the manufacturing process granted by Colombo Design that shares the common concepts of total quality.





“Senza entusiasmo non si è mai compiuto niente di grande.”

“Nothing great was ever achieved without enthusiasm.”

Ralph W. Emerson

W4902 - W4981 - W4901



W4975 + B523M




W4940 - W4980 - W4941



W4980XL



W4931



W4917



W4908



W4914



W4908DX



W4990



W4909
W4910
W4911
W4912



W4935



W4938
W4936



W4911R
W4910R
W4909R



W4987

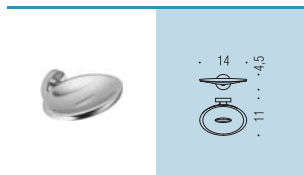


W4961
W4962

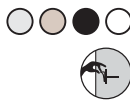


PLUS

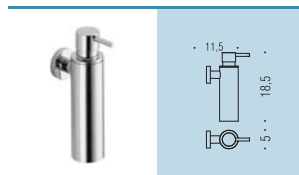
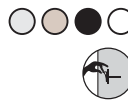
Design: Piet Billekens




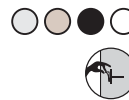
W4901
Porta sapone
inamovibile
Irremovable
soap dish holder



W4902
Porta bicchiere
inamovibile
Irremovable
glass holder



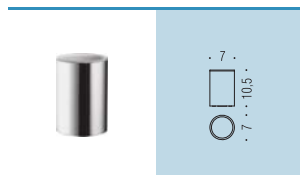
W4981
Spandisapone
(L 0,15)
Soap dispenser



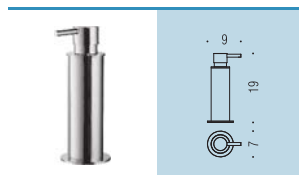
B523M
Ghiera
con bi-adesivo
Ring with adhesive



W4940
Porta sapone
d'appoggio
Standing soap dish holder



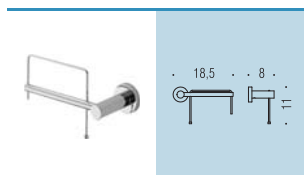
W4941
Porta bicchiere
d'appoggio
Standing glass holder



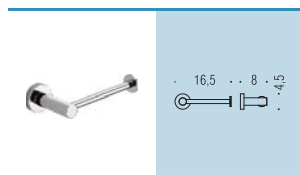
W4980
Spandisapone (L 0,15)
d'appoggio
Standing soap dispenser



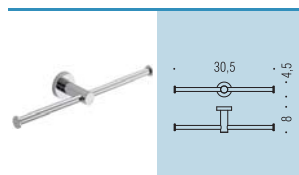

W4980XL
Spandisapone
JUMBO (L 0,5) d'appoggio
Standing soap dispenser
JUMBO version (L 0,5)



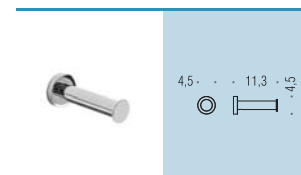
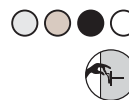
W4908DX - W4908SX
Porta rotolo
Paper holder



W4908
Porta rotolo
Paper holder



W4990
Porta rotolo doppio
Double Paper holder



W4992
Porta rotolo
Paper holder



W4916
Mensola
Shelf



W49PZ
Reggimensola
Shelf holder



W4917
Appenditutto
Hook



Materiale: Ottone / Cromall®
Material: Brass / Cromall®

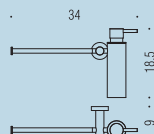
Finiture:  **Cromo**  **Zirconium**
Finishes: **Chrome** **Stainless**
Steel  **Nero**
opaco  **Bianco**
Matt black **opaco**
Matt white

Complementi:  **Vetro trasparente**
Complements: **Transparent glass**  **Metacrilato**
Methacrylate



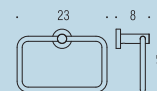
La collezione Plus è fornita completa di viti, tasselli e brugole di montaggio. **OPTIONAL** Esiste altresì la possibilità di utilizzare per ogni punto di fissaggio un kit con biadesivo (Art. B523M). Il biadesivo è premontato sul pezzo e, per la preparazione della superficie del muro, all'interno della confezione sono presenti un kit di pulizia ed uno stick con il primer/attivatore. **Attenzione:** si consiglia l'applicazione dei pezzi su superfici particolarmente ruvide o poco compatte, così come su intonaci o muri grezzi.

Our Plus collection is delivered complete with screws, plugs and Allen key. **OPTIONAL** Wall fixing with adhesive is available. Please ask for the correct component for each fixing point (Art. B523M). Adhesive strips are already preassembled on the piece and, for the preparation of the wall surface, inside the box there is a cleaning kit and a stick with the activator/primer. **Attention:** we do not recommend the application of the pieces on surfaces particularly rough, as well as on painted walls.



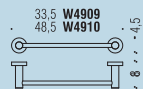
W4975

Spandisapone (L 0,15) e porta salvietta per bidet reversibile
Reversible soap dispenser and towel holder for bidet



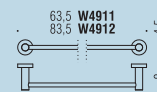
W4931

Porta salvietta ad anello
Ring towel holder



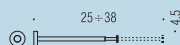
W4909 - W4910

Porta salvietta
Towel holder



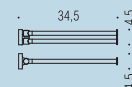
W4911 - W4912

Porta salvietta
Towel holder



W4915

Porta salvietta estensibile
Extendable towel holder



W4913

Porta salvietta doppio a snodo
Double bar towel holder

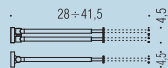


PLUS

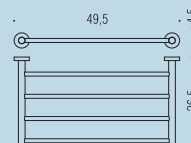
Design: Piet Billekens

SISTEMA DI ALTA PROTEZIONE
HIGH PROTECTION SYSTEM
30
30 YEARS WARRANTY
GARANZIA 30 ANNI

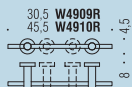
FINITURA GARANTITA 10 ANNI
FINISHING 10 YEARS WARRANTY



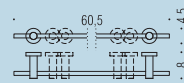
W4914
Porta salviette doppio estensibile a snodo
Extensible double bar towel holder



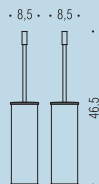
W4987
Rack porta salvietta
Rack towel holder



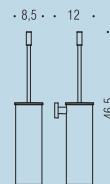
W4909R - W4910R
Porta salvietta con supporti regolabili
Towel holder, adjustable supports



W4911R
Porta salvietta con supporti regolabili
Towel holder, adjustable supports



W4961
Porta scopino d'appoggio
Standing brush holder



W4962
Porta scopino
Hanging brush holder



Materiale: Ottone / Cromall®
Material: Brass / Cromall®

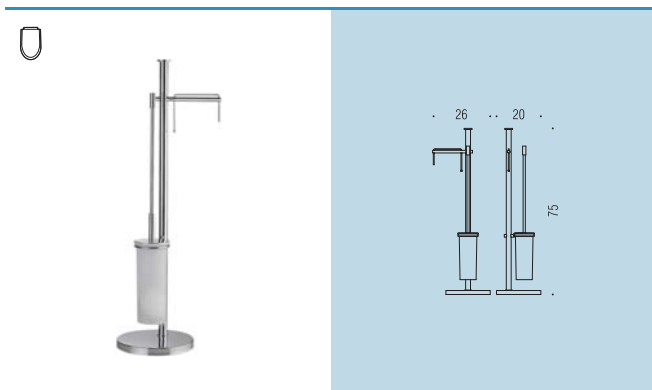
Finiture:  Cromo
Finishes:  Chrome
 Zirconium
Stainless Steel
 Nero
opaco
Matt black
 Bianco
opaco
Matt white

Complementi:  Vetro trasparente
Transparent glass
 Metacrilato
Methacrylate



La collezione Plus è fornita completa di viti, tasselli e brugole di montaggio. OPTIONAL Esiste altresì la possibilità di utilizzare per ogni punto di fissaggio un kit con biadesivo (Art. B523M). Il biadesivo è premontato sul pezzo e, per la preparazione della superficie del muro, all'interno della confezione sono presenti un kit di pulizia ed uno stick con il primer/attivatore. **Attenzione:** si sconsiglia l'applicazione dei pezzi su superfici particolarmente ruvide o poco compatte, così come su intonaci, resine e muri grezzi.

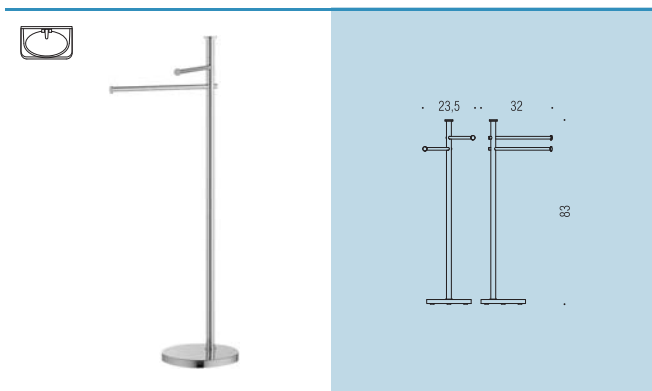
Our Plus collection is delivered complete with screws, plugs and Allen key. OPTIONAL Wall fixing with adhesive is available. Please ask for the correct component for each fixing point (Art. B523M). Adhesive strips are already preassembled on the piece and, for the preparation of the wall surface, inside the box there is a cleaning kit and a stick with the activator/primer. **Attention:** we do not recommend the application of the pieces on surfaces particularly rough, resin as well as on painted walls.



W4935

Piantana con porta rotolo e porta scopino

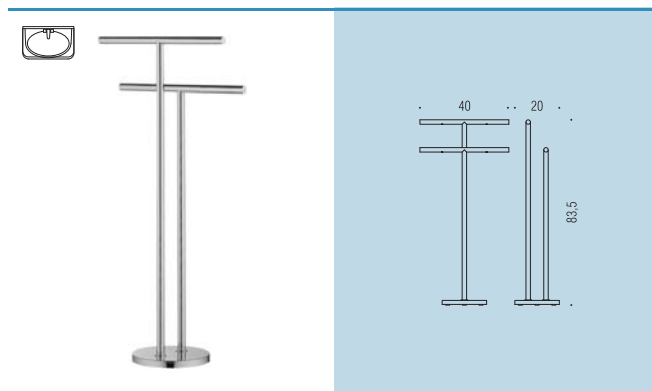
Standing column equipped with paper holder and brush holder



W4936

Piantana con due porta salvietta

Standing column equipped with two towel holders



W4938

Piantana con due porta salvietta

Standing column equipped with two towel holders





ROAD

Geometrie pure e lineari sono state combinate alla fibra di carbonio, materiale iconico del marchio, al vetro satinato e all'acciaio cromato per creare un contrasto materico che enfatizza la doppia anima di Momodesign: ricercata e sportiva. Una collezione dallo stile deciso, contemporaneo, pensata per gli interni di abitazioni metropolitane.

Pure and linear geometries have been combined with carbon fibre, the brand's iconic material, natural acid glass and chrome steel to create a contrast that highlights Momodesign's refined and sporty essence. The collection embodies the urban and contemporary style of the brand, conceived for metropolitan homes.

“È la strada impervia quella che conduce alla grandezza.”

“It is a rough road that leads to the heights of greatness.”

Seneca






B8001



B8002 - B9338



MO17



B8040 - B9339 - B8041



B8031



B8008



B8009
B8010



B8012



B8006




B8007

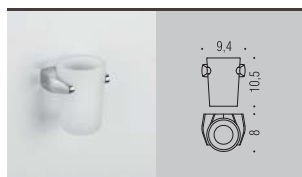
R O A D

Design: **momo**DESIGN

FINITURA GARANTITA 10 ANNI
10
 FINISHING 10 YEARS WARRANTY



B8001
 Porta sapone
 Soap dish holder



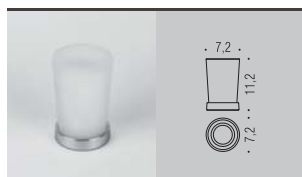
B8002
 Porta bicchiere
 Glass holder



B9338
 Spandisapone (L 0,25)
 Soap dispenser



B8040
 Porta sapone
 d'appoggio
 Standing soap dish holder



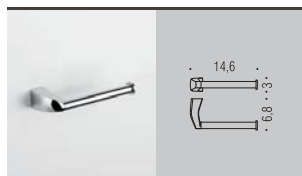
B8041
 Porta bicchiere
 d'appoggio
 Standing glass holder



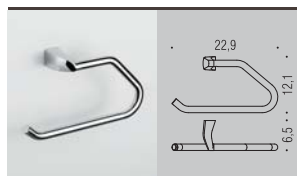
B9339
 Spandisapone (L 0,25)
 d'appoggio
 Standing soap dispenser



MO17
 Appenditutto
 Hook



B8008
 Porta rotolo
 Paper holder



B8031
 Porta salvietta ad anello
 Ring towel holder



Materiale: Ottone / Cromall®
Material: Brass / Cromall®

Finiture: ● Cromo
Finishes: ● Chrome


● Cromo/Carbonium
Chrome, Chrome/Carbonium

Complementi: ● Vetro acidato naturale
Complements: ● Natural acid glass



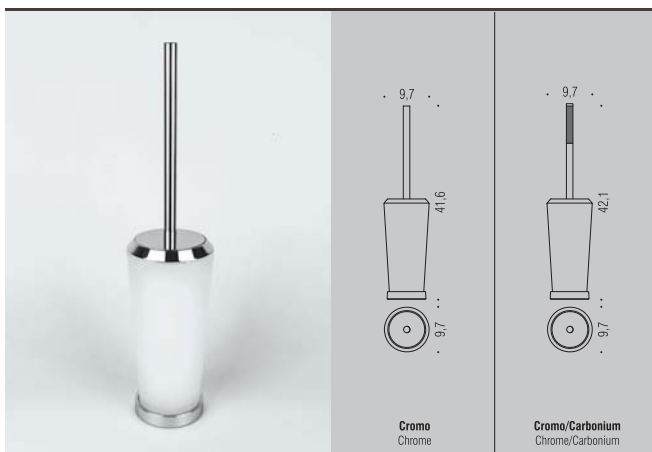
B8009 - B8010 - B8011

Porta salvietta
Towel holder



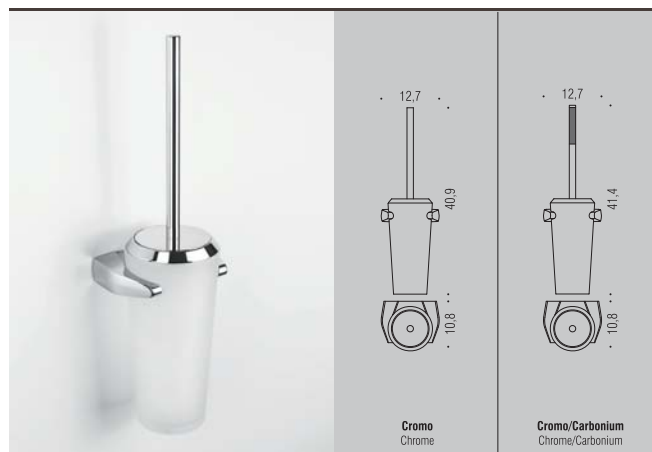
B8012

Porta salvietta a snodo
Double bar towel holder



B8006

Porta scopino d'appoggio
Standing brush holder



B8007

Porta scopino
Hanging brush holder





TIME

Un rigoroso razionalismo è predominante nella progettazione della collezione Time. Essenziale funzionalità nel rispetto delle proporzioni ed armonia delle linee sono i punti di riferimento degli accessori Time che esprimono senza enfasi sensibilità e raffinatezza.

Rationalism has influenced the creation of a new and contemporary collection. Essential but proportioned functions, inspired and harmonised by the contemporary design.





“In ogni arte la semplicità è essenziale.”

“Simplicity is a law that is essential to all art.”

A. Schopenhauer

W4201 - W4202 - W4280



W4271



W4272



W4240 - W4241 - W4281



W4274



W4227




W4217



W4209
W4210
W4211



W4276DX



W4212



W4207
W4206



W4291



W4208



TIME


Design: R&D Colombo Design



W4201
Porta sapone
Soap dish holder




W4202
Porta bicchiere
Glass holder



W4280
Spandisapone (L 0,36)
Soap dispenser



W4271
Porta bicchiere
e spandisapone (L 0,36)
Glass holder and soap dispenser



W4240
Porta sapone
d'appoggio
Standing soap dish holder



W4241
Porta bicchiere
d'appoggio
Standing glass holder




W4281
Spandisapone (L 0,36)
d'appoggio
Standing soap dispenser



W4272
Porta sapone e porta bicchiere
Soap dish holder and glass holder



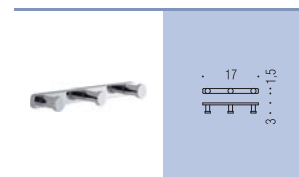
W4217
Appenditutto
Hook



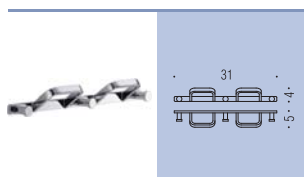
W4227
Appenditutto
Hook



W4247
Appenditutto
Hook



W4257
Appenditutto
Hook



W4237
Appenditutto
Hook



W4208
Porta rotolo reversibile
Reversible paper holder



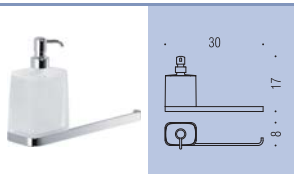
W4291
Porta rotolo coperto
Paper holder with cover



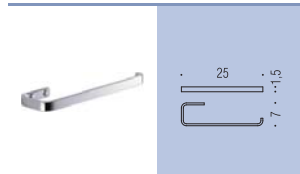
Materiale: Ottone
Material: Brass

Finiture: Cromo
Finishes: Chrome

Complementi: Vetro acidato naturale
Complements: Natural acid glass



W4274
Spandisapone (L 0,36)
e porta salvietta per bidet reversibile
Reversible soap dispenser
and towel holder for bidet




W4212
Porta salvietta reversibile
Reversible towel holder



W4209 - W4210 - W4211
Porta salvietta
Towel holder



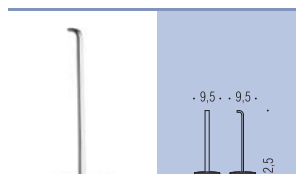
W4275
Mensola con ganci appenditutto e ripiano in inox
Shelf with coat hooks and stainless steel tray



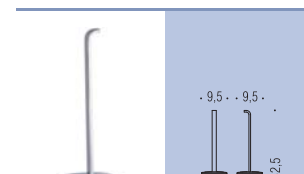
W4216
Mensola con ripiano in acciaio inox
Shelf with stainless steel base



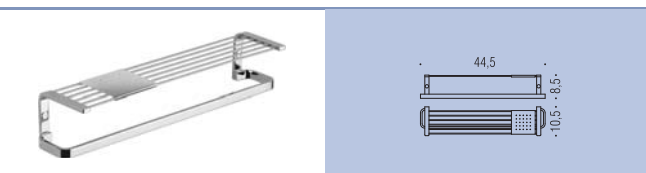
W4276DX - W4276SX
Mensola con porta salvietta, porta rotolo e ripiano in inox
Shelf with towel holder, paper holder and stainless steel tray



W4206
Porta scopino d'appoggio
Standing brush holder




W4207
Porta scopino
Hanging brush holder



W4277
Mensola con porta salvietta e ripiano in inox
Shelf with towel holder and stainless steel tray

Classic Line



HERMITAGE

Forme preziose e linee morbide arricchiscono gli accessori della linea Hermitage, creata per infondere fascino ed eleganza alle sale da bagno. La classicità di questa collezione rievoca stili del passato per infondere un'atmosfera ricca e sontuosa.

Precious forms and soft curves generate the Hermitage collection, specifically designed for elegant and prestigious bathrooms. This line is inspired by past classical styles to create rich and sophisticated atmospheres.



“D’un classico ogni rilettura è una lettura di scoperta come la prima.”

“Reading classics is a discovery at any time, just like the first time.”

Italo Calvino





B3340



B9335 - B3302



B3301 + B3300



B9336 - B3341 - B3340



B9336 - B3341 - B3340



B3340 - B3341 - B9336



LC77 - LC87



B3312 - B3301

B3309
B3310
B3311



B3331



B3306 - B3390



B3318



B3308



HERMITAGE

Classic Line



B3301
Porta sapone
inamovibile
Irremovable soap dish holder



B3302
Porta bicchiere
Glass holder



B9335
Spandisapone (L 0,30)
Soap dispenser



B3300
Ghiera - optional
Ring - optional




B3340
Porta sapone
d'appoggio
Standing soap dish holder



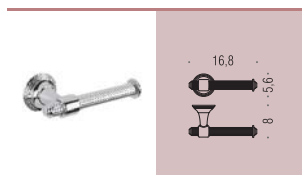
B3341
Porta bicchiere
d'appoggio
Standing glass holder



B9336
Spandisapone (L 0,30)
d'appoggio
Standing soap dispenser



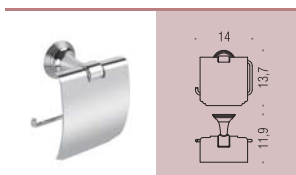
LC77
Appenditutto
Hook



B3308
Porta rotolo
Paper holder



B3390
Porta rotolo
Paper holder



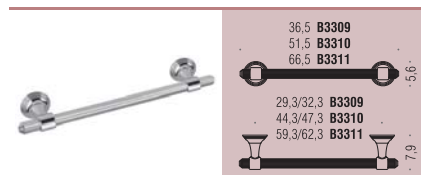
B3391
Porta rotolo coperto
Paper holder with cover




LC87
Appenditutto
Hook



B3331
Porta salvietta ad anello
Ring towel holder



B3309 - B3310 - B3311
Porta salvietta
Towel holder

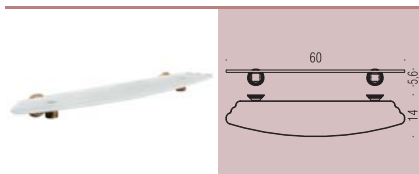


B3312
Porta salvietta a snodo
Double bar towel holder

Materiale: Ottone / Cromall®
Material: Brass / Cromall®

Finiture: ● HPS Gold HPS gold plated ● Cromo Chrome ● Ottone antico Antique brass

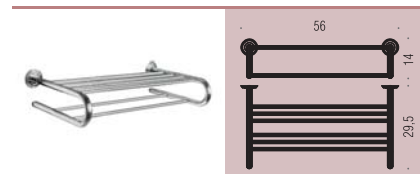
Complementi: ● Vetro acidato naturale Natural acid glass



B3316
Mensola
Shelf



B3373 - B3374
Maniglione da vasca
Bath grab-bar




B3387
Rack porta salvietta
Rack towel holder




B3375
Maniglione da vasca con porta sapone reversibile
Bath grab-bar with reversible soap shelf



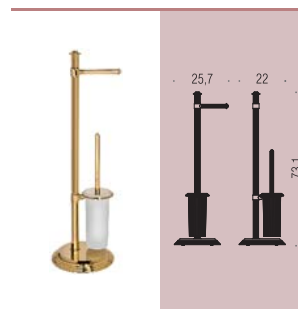
B3376
Maniglione da vasca
Bath grab-bar



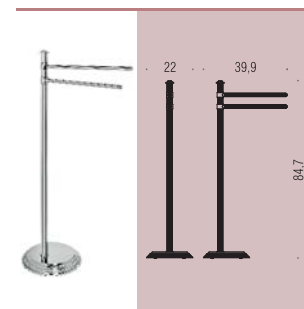
B3306
Porta scopino
d'appoggio
Standing brush holder



B3307
Porta scopino
Hanging brush holder



B3318
Piantana
con porta rotolo
e porta scopino
Standing column with paper holder
and brush holder



B3338
Piantana
con due porta salvietta
Standing column
with two towel holders





PORTOFINO

“Portofino-classic line” rimanda la nostra memoria ad atmosfere ricche di significati e sensazioni rivissute negli oggetti della collezione. L'armonia delle linee è principio e fine del disegno. Il rigore qualitativo nella produzione accomuna “Portofino-classic line” alle altre collezioni di Colombo Design, offrendo possibilità molteplici per arredare bagni di forte personalità.

“Portofino-classic line” is a collection full of sensations, atmosphere and harmony of design. The high quality standards of “Portofino-classic line” and its versatility offer innumerable combinations of very personalised bathroom interiors.





“Il grande stile nasce quando il bello riporta vittoria sull’immane.”

“The grand style arises when beauty wins a victory over the monstrous.”

Friedrich Nietzsche

B3241 - B9326 - B3242



B3241 - B9326 - B3242



B3201 + B3200

B3209 + B3200 B3202 + B3200



B3218




B3274SX





CD87
CD97 + B3200



B3201
B3231



B3291
B3206



B3207
B3208DX

PORTOFINO

Classic Line



B3201
Porta sapone
Soap dish holder



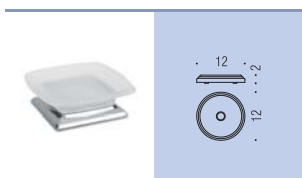
B3202
Porta bicchiere
Glass holder



B9325
Spandisapone (L 0,30)
Soap dispenser



B3200
Ghiera - optional
Ring - optional



B3242
Porta sapone
d'appoggio
Standing soap dish holder



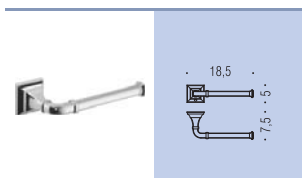
B3241
Porta bicchiere
d'appoggio
Standing glass holder



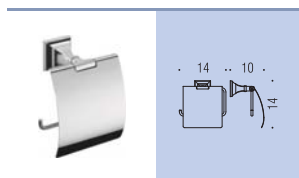
B9326
Spandisapone (L 0,30)
d'appoggio
Standing soap dispenser



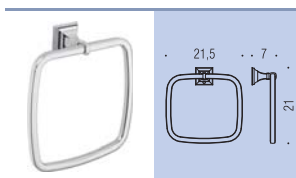
CD87
Appenditutto
Hook



B3208DX - B3208SX
Porta rotolo
Paper holder



B3291
Porta rotolo coperto
Paper holder with cover
Direzione destra o sinistra modificabile dal cliente
End user may modify left or right direction



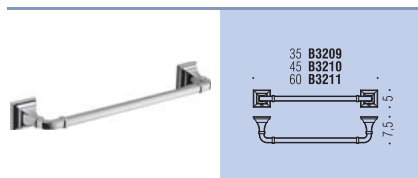
B3231
Porta salvietta ad anello
Ring towel holder



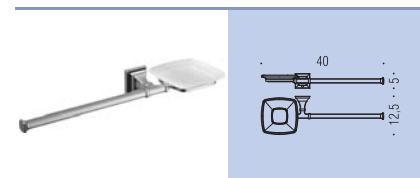
CD97
Appenditutto
Hook



B3212
Porta salvietta a snodo
Double bar towel holder



B3209 - B3210 - B3211
Porta salvietta
Towel holder



B3274DX - B3274SX
Porta sapone e porta salvietta per bidet
Soap dish and towel holder for bidet

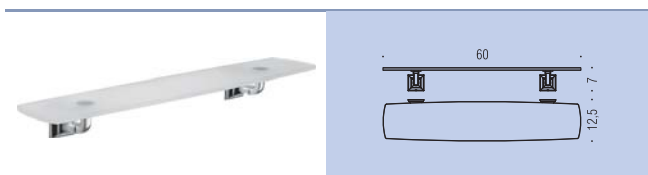
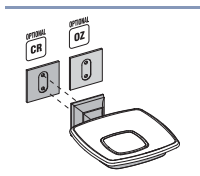


Materiale: Ottone / Cromall®
Material: Brass / Cromall®

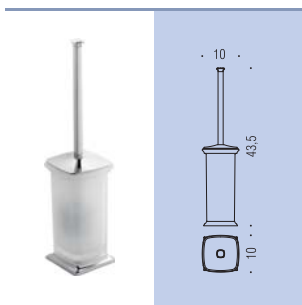
Finiture:
Finishes:  Oro
Gold plated

 Cromo
Chrome

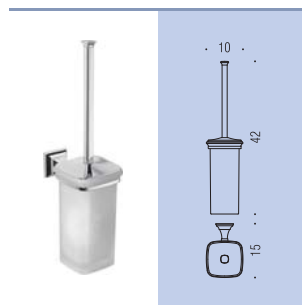
Complementi:  Vetro acidato naturale
Complements: Natural acid glass



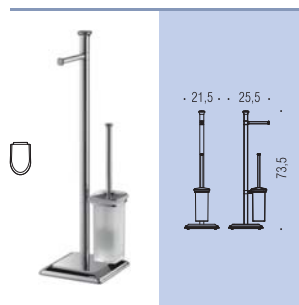
B3216
Mensola
Shelf



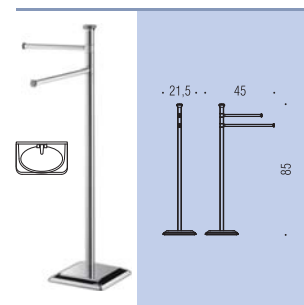
B3206
Porta scopino
d'appoggio
Standing brush holder



B3207
Porta scopino
Hanging brush holder



B3218
Piantana
con porta rotolo e porta scopino
Standing column with paper holder
and brush holder



B3238
Piantana
con due porta salvietta
Standing column
with two towel holders



2019 EDITION

basic

LA QUALITÀ ACCESSIBILE.
 

THE AFFORDABLE QUALITY.

MADE IN ITALY



BASIC

L'essenzialità è difficile da raggiungere: quando vediamo qualcosa di talmente semplice che ci fa dire "potevo farlo io", significa che dietro c'è il lavoro di un team di progettisti che ha lavorato per l'essenzialità. Basic è la nuova sfida di Colombo Design: oggetti pensati, curati e caratterizzati da una qualità ed un prezzo "accessibile".

The simplicity is difficult to achieve: when we see something so simple that makes us say "I could have done it by myself", means that behind there is the work of a team of designers who worked for essentiality. Basic is the new challenge of Colombo Design: objects designed, thought and edited with a quality and a price "accessible".



“La semplicità non è una cosa semplice.”

“Simplicity is not a simple thing.”

Charlie Chaplin



B2781
B2701



B9332
B2702




B2731




B2727



B2717



B2708




B2733



B2732



B2734



B2709
B2710
B2711



B2791



B2790



B2707
B2706



B2788



BASIC

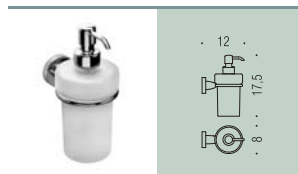
Design: Colombo Design



B2701
Porta sapone
Soap dish holder



B2702
Porta bicchiere
Glass holder



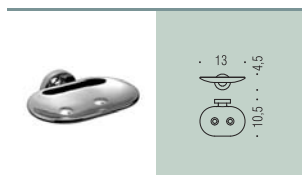
B9332
Spandisapone (L 0,25)
Soap dispenser



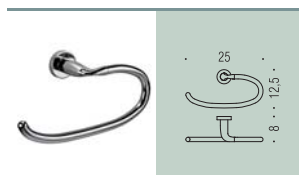
B523M
Ghiera con biadesivo
Ring with adhesive



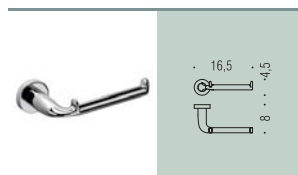
i Optional
Optional



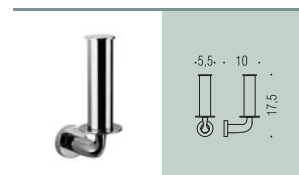
B2781
Porta sapone
inamovibile
Irremovable
soap dish holder



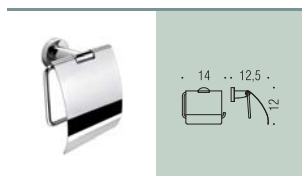
B2731
Porta salvietta ad anello
Ring towel holder



B2708
Porta rotolo
Paper holder



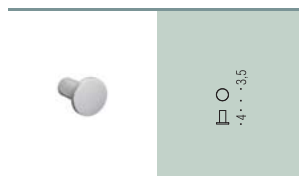
B2790
Porta rotolo
Paper holder



B2791
Porta rotolo coperto
Paper holder with holder



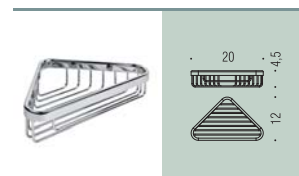
i Direzione destra o sinistra
modificabile dal cliente
End user may modify left or right direction




B2717
Appenditutto
Hook



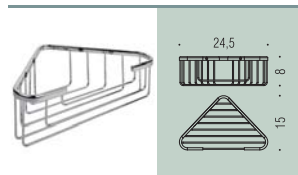
B2727
Appenditutto
Hook



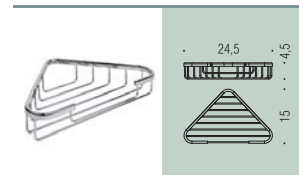
B2732
Angolare semplice
Single corner basket



B2716
Mensola
Shelf



B2733
Angolare semplice
Single corner basket



B2734
Angolare semplice
Single corner basket



Materiale: Ottone / Cromall®
Material: Brass / Cromall®

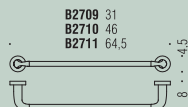
Finiture: Cromo
Finishes: Chrome

Complementi: Vetro acidato naturale
Complements: Natural acid glass



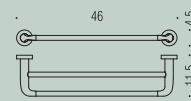
La collezione Basic è fornita completa di viti, tasselli e brugole di montaggio. OPTIONAL Esiste altresì la possibilità di utilizzare per ogni punto di fissaggio un kit con biadesivo (Art. B523M). Il biadesivo è premontato sul pezzo e, per la preparazione della superficie del muro, all'interno della confezione sono presenti un kit di pulizia ed uno stick con il primer/attivatore. **Attenzione:** si consiglia l'applicazione dei pezzi su superfici particolarmente ruvide o poco compatte, così come su intonaci, resine e muri grezzi.

Our Basic collection is delivered complete with screws, plugs and Allen key. OPTIONAL Wall fixing with adhesive is available. Please ask for the correct component for each fixing point (Art. B523M). Adhesive strips are already preassembled on the piece and, for the preparation of the wall surface, inside the box there is a cleaning kit and a stick with the activator/primer. **Attention:** we do not recommend the application of the pieces on surfaces particularly rough, resin as well as on painted walls.



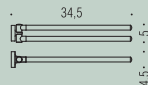
B2709 - B2710 - B2711

Porta salvietta
Towel holder



B2788

Porta salvietta doppio
Double towel holder



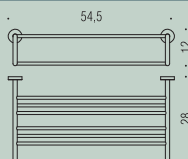
B2712

Porta salvietta doppio a snodo
Double bar towel holder



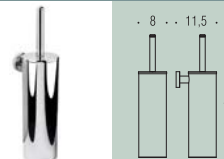
B2713

Porta salvietta fisso
Towel holder



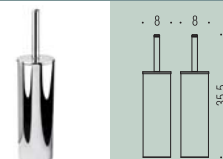
B2787

Rack porta salvietta
Rack towel holder



B2707

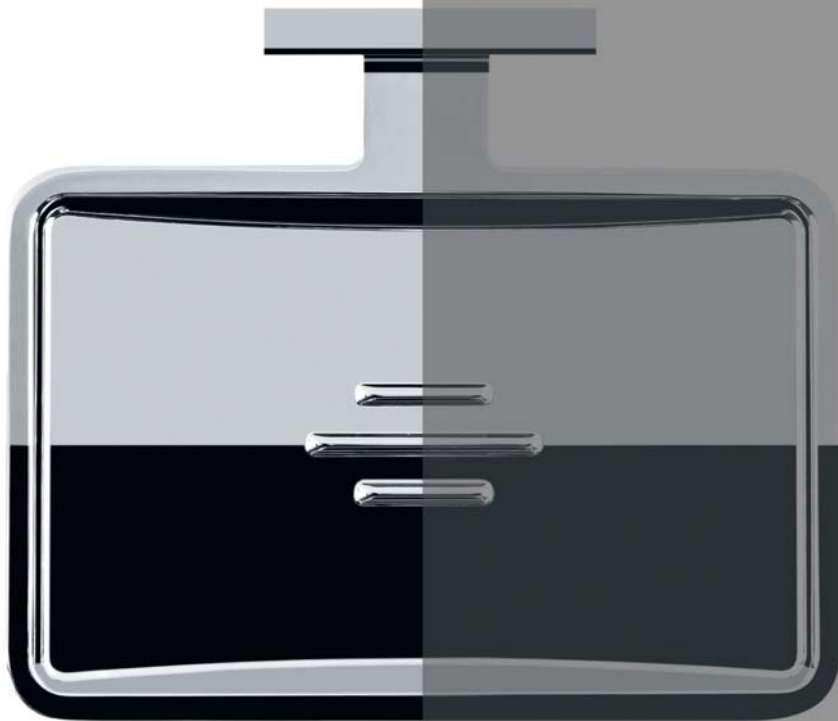
Porta scopino
Hanging brush holder



B2706

Porta scopino d'appoggio
Standing brush holder





BASICQ

Il comfort del vostro bagno può passare attraverso la piacevolezza degli accessori della nuova collezione BasicQ, dove l'eleganza e la semplicità si arricchiscono di linee quadrate. Anche questa serie conferma la propria versatilità che la rende perfetta per ogni tipologia di ambiente bagno. Resistente, pratica ed "accessibile", la collezione BasicQ è il decoro dell'essenzialità al quadrato!

The comfort of your bathroom can go through the pleasure of the accessories of the new collection BasicQ, where elegance and simplicity are enriched with square lines. Also this series confirms its versatility, which makes it perfect for every type of bathroom. Durable, practical and "accessible", the BasicQ collection is the essentiality decorum to the square!





“La semplicità è la nota fondamentale di ogni vera eleganza.”

“Semplicity is the keynote of all true elegance.”

Coco Chanel



B3781
B3701



B3702 - B9337




LC97



B3731

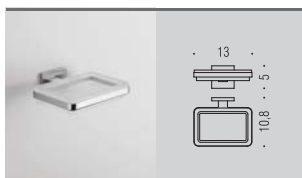


B3708DX
B3708SX

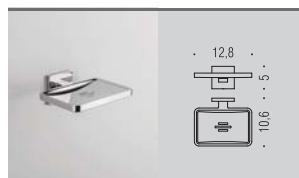


BASIC

Design: Colombo Design



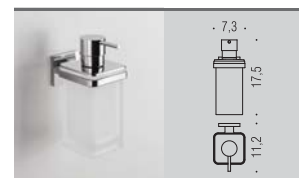
B3701
Porta sapone
Soap dish holder



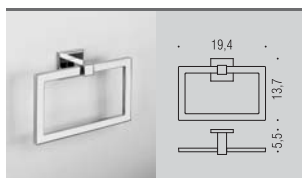
B3781
Porta sapone inamovibile
Irremovable soap dish holder



B3702
Porta bicchiere
Glass holder



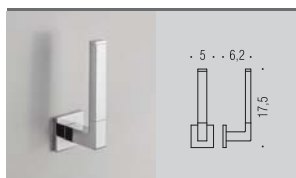
B9337
Spandisapone (L. 0,28)
Soap dispenser



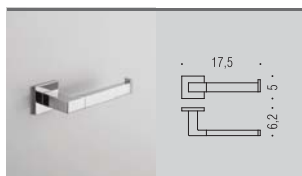
B3731
Porta salvietta ad anello
Ring towel holder



LC97
Appeditutto
Hook



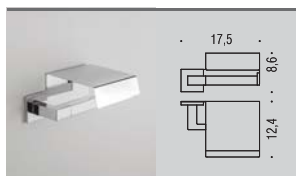
B3790
Porta rotolo
Paper holder



B3708DX
Porta rotolo destro
Right paper holder



B3708SX
Porta rotolo sinistro
Left paper holder



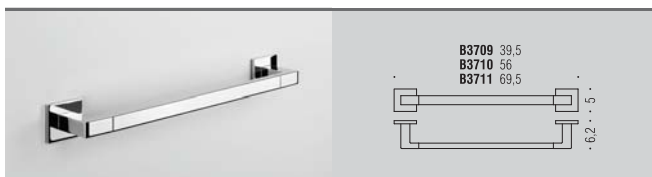
B3791
Porta rotolo coperto
Paper holder with cover



Materiale: Ottone / Cromall®
Material: Brass / Cromall®

Finiture: Cromo
Finishes: Chrome

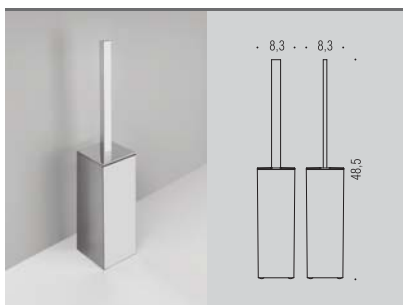
Complementi: Vetro acidato naturale
Complements: Natural acid glass



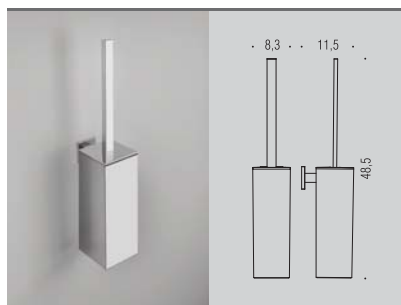
B3709 - B3710 - B3711
Porta salvietta
Towel holder



B3712
Porta salvietta doppio a snodo
Double bar towel holder



B3706
Porta scopino d'appoggio
Standing brush holder



B3707
Porta scopino
Hanging brush holder



Piantane e Colonne

Free standing and wall columns



I SOLE

Gli architetti Anna e Carlo Bartoli hanno realizzato complementi d'arredo essenziali, progettati con rigore stilistico per ricomporre gli spazi dell'ambiente bagno. Il programma Isole evolve e si concretizza in un sistema di piantane e colonne polifunzionali a parete.

In their characteristic concise and elegant style, Anna and Carlo Bartoli have developed the "Isole Collection" to create a system of multi-functional free-standing bathroom accessory columns.



B9407N

B9413N

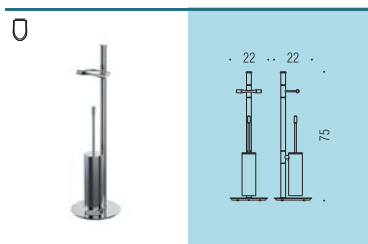








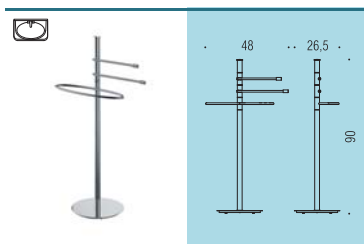




B9407N

**Piantana con porta rotolo
 e porta scopino in ottone**

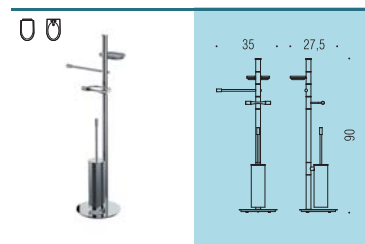
Floor standing column
 with paper holder and brass brush holder



B9403N

Piantana con 3 porta salvietta

Floor standing column with 3 towel holders



B9413N

**Piantana con porta salvietta,
 porta sapone, porta rotolo
 e porta scopino in ottone**

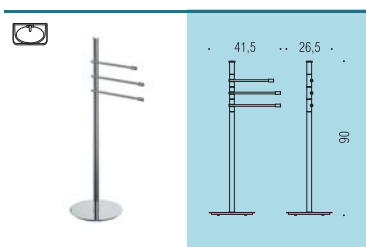
Floor standing column with towel holder,
 soap holder, paper holder and brass brush holder



Materiale: Ottone / Cromall®
Material: Brass / Cromall®

Finiture: ● **Cromo**
Finishes: ● **Chrome**

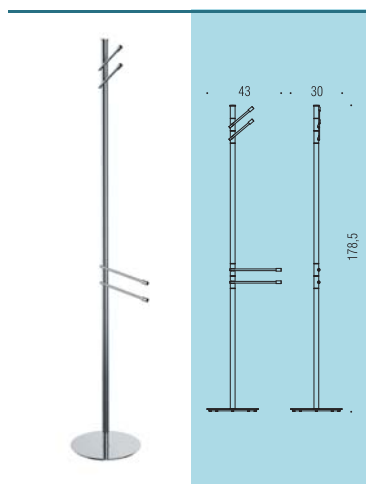
Complementi: ● **Vetro acidato naturale**
Complements: ● **Natural acid glass**



B9415N

Piantana con 3 porta salvietta

Floor standing column with 3 towel holders




B9412N

**Piantana con 2 porta salvietta
e 2 appendiabiti**

Floor standing column
with 2 towel holders and 2 hooks





PLANETS

Il bagno diviene sempre più ambiente living, offrendo nuove possibilità nell'arredo dello spazio con elementi carichi di personalità. I complementi del programma Planets, progettati da Bartoli Design, discretamente connotati ma riconoscibili in ogni modello del programma e garantiti dall'eccellenza qualitativa di Colombo Design, ricompongono senza enfasi e con rigore stilistico l'ambiente bagno. Piantane e colonne a muro in differenti proposte offrono molteplici, alternative soluzioni.

The bathroom area becomes more and more a living habitat, offering new possibilities to furnish spaces missing of personality. The complements of the Planets program, designed by Bartoli Design, are discretely thought but recognizable in his signing style. Granted by the excellent quality of Colombo Design, their character is able to fulfil without emphasis the bathroom ambience. Standing columns and wall columns in different proposals are offering multiple and alternative solutions.



B9807

B9816

B9815

B9803

B9814





B9833

B9813

B9843

B9819

B9849



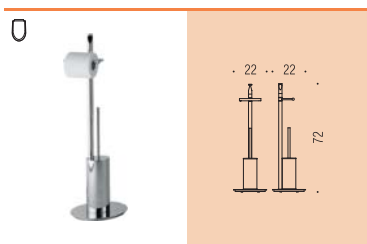
B9823 - B9822 - B9824



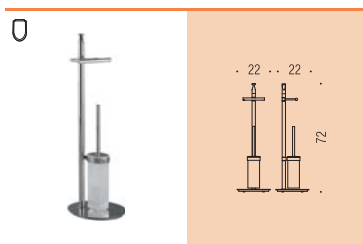


PLANETS

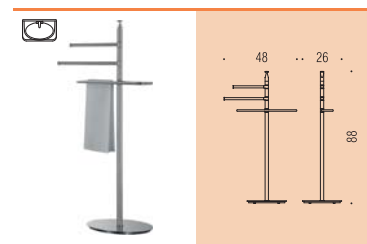
Bartoli Design



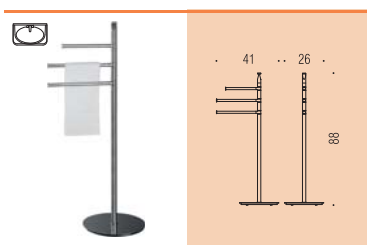
B9807
Piantana con porta rotolo
e porta scopino in ottone
Floor standing column
with paper holder and brass brush holder



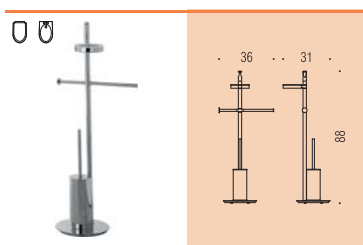
B9816
Piantana con porta rotolo
e porta scopino sospeso in vetro acidato
Floor standing column with paper holder and
suspended acid glass brush holder



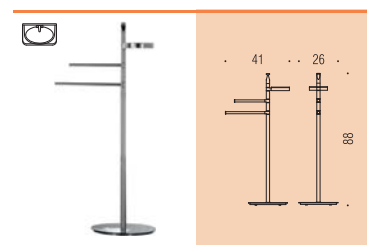
B9803
Piantana con 3 porta salvietta
Floor standing column with 3 towel holders



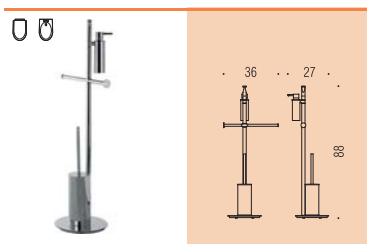
B9815
Piantana con 3 porta salvietta
Floor standing column with 3 towel holders



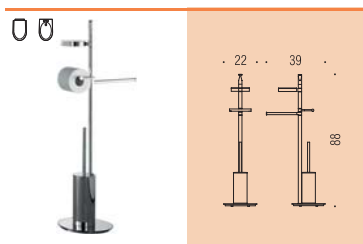
B9813
Piantana con porta salvietta, porta
sapone, porta rotolo e porta scopino in ottone
Floor standing column with towel holder, soap holder,
paper holder and brass brush holder



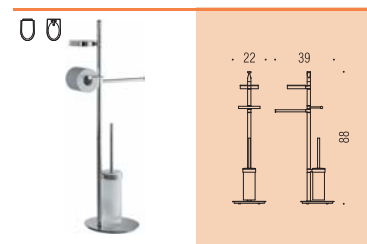
B9814
Piantana con porta sapone
e 2 porta salvietta
Floor standing column with soap holder
and 2 towel holders



B9819
Piantana con spandisapone (L 0,15),
porta salvietta, porta rotolo e porta scopino
in ottone
Floor standing column with soap dispenser,
towel holder, paper holder and brass brush holder



B9833
Piantana con porta salvietta,
porta sapone, porta rotolo e porta scopino
in ottone
Floor standing column with towel holder, soap holder,
paper holder and brass brush holder

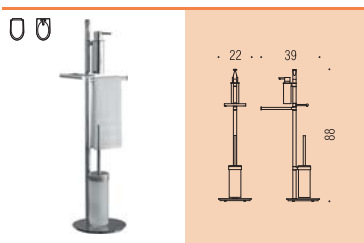


B9843
Piantana con porta salvietta,
porta sapone, porta rotolo
e porta scopino sospeso in vetro acidato
Floor standing column with towel holder, soap holder,
paper holder and suspended acid glass brush holder

Materiale: Ottone / Cromall®
Material: Brass / Cromall®

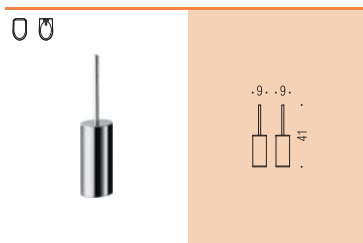
Finiture: Cromo
Finishes: Chrome

Complementi: Vetro acidato naturale
Complements: Natural acid glass

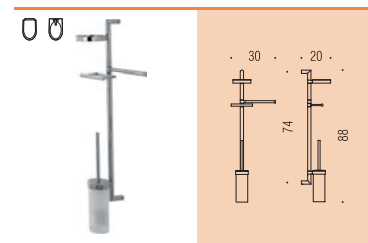


B9849
Piantana con spandisapone (L. 0,15),
porta salvietta, porta rotolo e porta scopino
sospeso in vetro acidato

Floor standing column with soap dispenser, towel holder,
paper holder and suspended acid glass brush holder

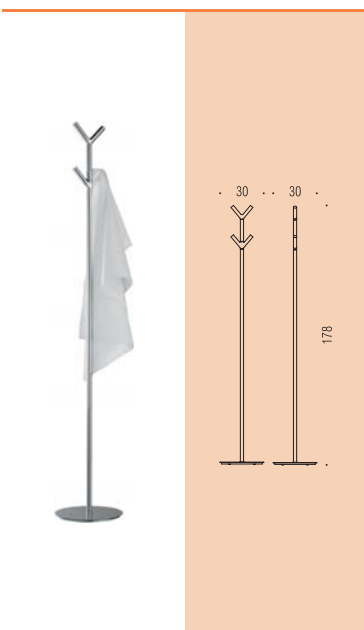


B9805
Porta scopino d'appoggio
Standing brush holder



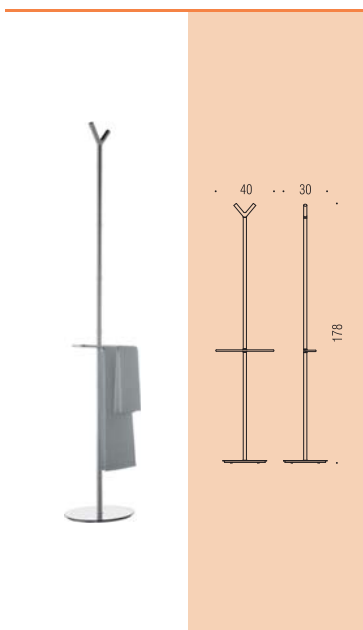
B9822
Colonna con porta sapone, porta
salvietta, porta rotolo, porta scopino
in vetro acidato

Wall column with soap holder, towel holder,
paper holder and acid glass brush holder



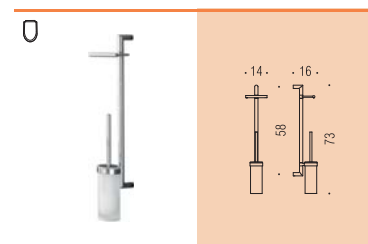
B9812
Piantana con 4 appendiabiti

Floor standing column with 4 hooks



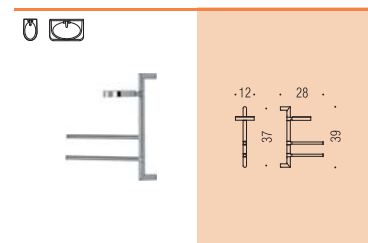
B9804
Piantana con porta salvietta
e 2 appendiabiti

Floor standing column with towel holder
and 2 hooks



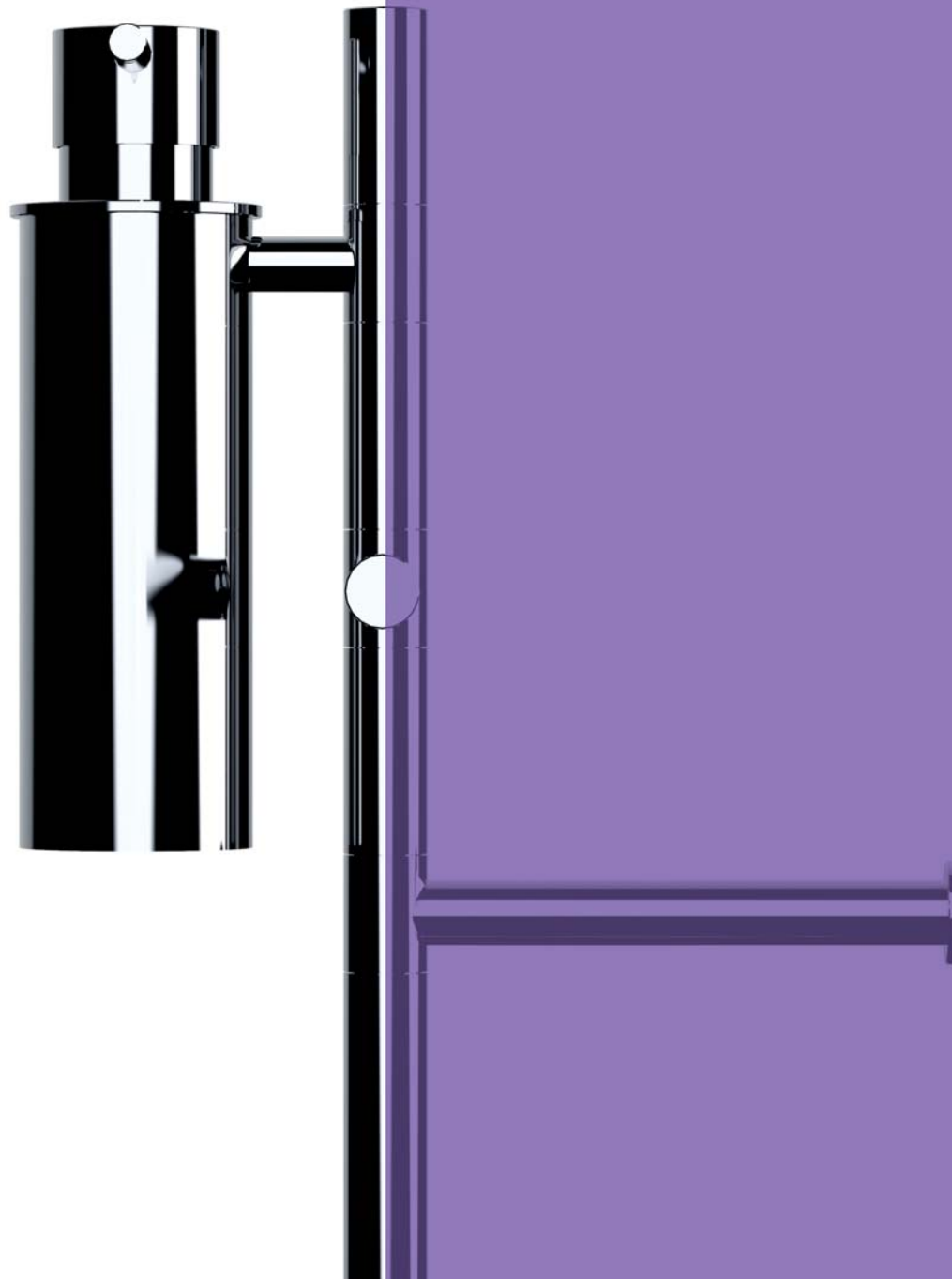
B9823
Colonna con porta rotolo
e porta scopino in vetro acidato

Wall column with paper holder
and acid glass brush holder



B9824
Colonna con porta sapone
e 2 porta salvietta

Wall column with soap holder
and 2 towel holders



SQUARE

Linee morbide e rotonde abbinate ad una base squadrata, consentono l'inserimento di questi elementi all'interno dei bagni di tutte le abitazioni completando e risolvendo, con la propria caratteristica polifunzionale, le diverse esigenze di arredo.

Soft and round lines combined with a square base, allow the inclusion of these items in the bathrooms of all houses completing and resolving, with their multi-functional feature, the various requirements of furniture.

B9907

B9904



B9901

B9915



B9902


B9903

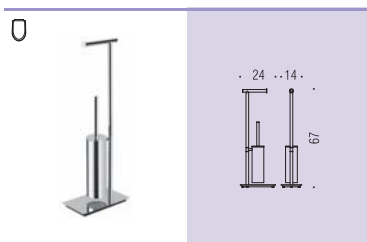
B9918





SQUARE

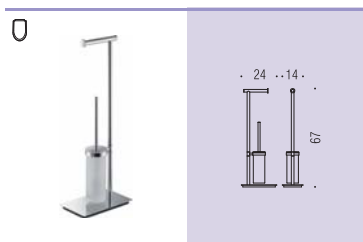
Design:  TEAM 3



B9907

Piantana con porta rotolo e porta scopino in ottone

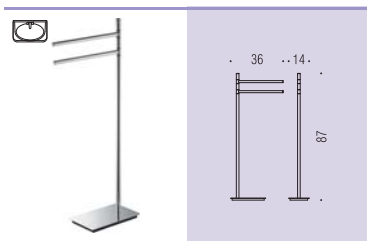
Floor standing column with paper holder and brass brush holder



B9904

Piantana con porta rotolo e porta scopino sospeso in vetro acidato

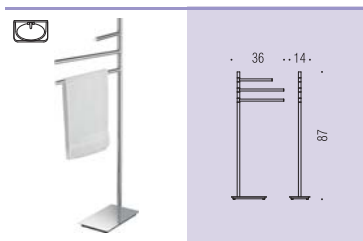
Floor standing column with paper holder and suspended acid glass brush holder



B9901

Piantana con 2 porta salvietta

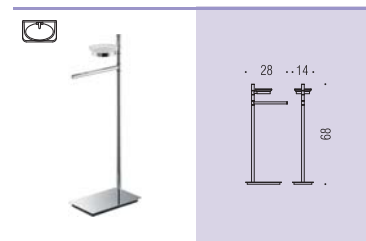
Floor standing column with 2 towel holders



B9915

Piantana con 3 porta salvietta

Floor standing column with 3 towel holders



B9902

Piantana con porta sapone e porta salvietta

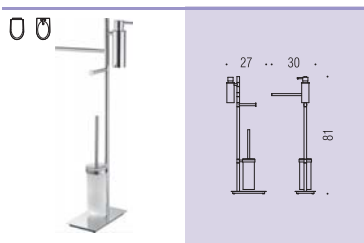
Floor standing column with soap holder and towel holder



Materiale: Ottone / Cromall®
Material: Brass / Cromall®

Finiture:  **Cromo**  **Zirconium**
Finishes:  **Chrome**  **Stainless**
Steel  **Nero**
opaco  **Bianco**
Matt black **opaco**
Matt white

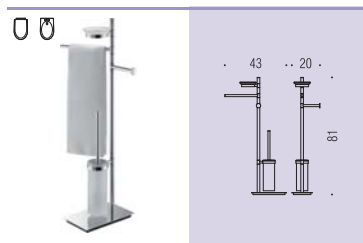
Complementi:  **Vetro acidato naturale**
Complements:  **Natural acid glass**



B9918

**Piantana con spandisapone (L 0,15),
porta salvietta, porta rotolo e porta scopino
sospeso in vetro acidato**

Floor standing column with soap dispenser,
towel holder, paper holder and suspended
acid glass brush holder



B9903

**Piantana con porta salvietta,
porta sapone, porta rotolo
e porta scopino sospeso in vetro acidato**

Floor standing column with towel holder, soap holder,
paper holder and suspended acid glass brush holder





U N I T S

La collezione di piantane e colonne Units esprime il concetto di forma con funzione e di lusso con linearità. Elementi d'arredo che caratterizzano lo spazio con soluzioni esclusive ma universali dove l'accessorio, spesso oggi nascosto, torna ad essere assoluto protagonista della stanza da bagno.

The Units collection of wall and standing columns is the expression of form and functionality in a rich but linear way. Furnishing elements mark out the space with exclusive but at the same time universal solutions, where the bathroom accessories are not hidden any more and represent the leading element in bathroom decoration and furnishing.



B9110

B9113S

B9119D

B9111



B9108 - B9103




B9102S

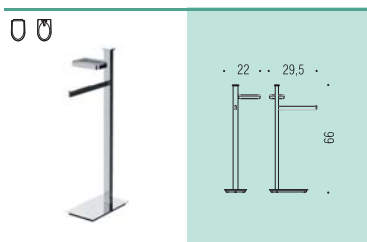
B9107S



UNITS

Design: Luca Colombo

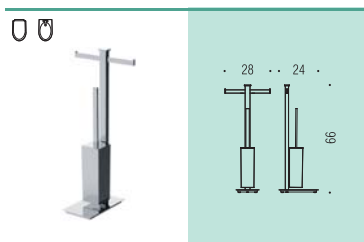
 **Tutti gli elementi sono fissi**
All elements are not adjustable



B9102D - B9102S

Piantana con porta sapone e porta salvietta

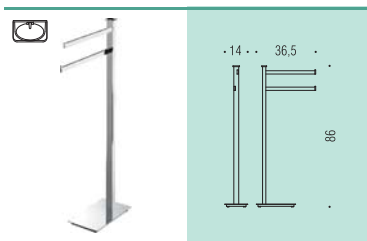
Floor standing column with soap holder and towel holder



B9108

Piantana con doppio porta rotolo, e porta scopino

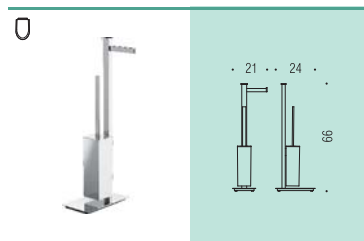
Floor standing column with double paper holder, and brush holder



B9103

Piantana con 2 porta salvietta

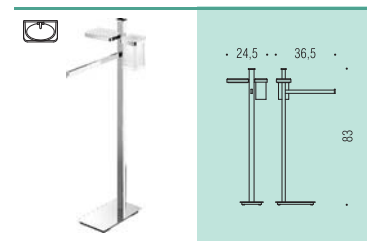
Floor standing column with 2 towel holders



B9107D - B9107S

Piantana con porta rotolo e porta scopino

Floor standing column with paper holder and brush holder



B9110

Piantana con porta sapone, porta bicchiere e porta salvietta

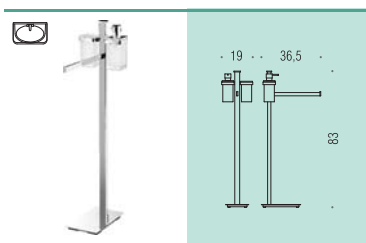
Floor standing column with soap holder, glass holder and towel holder



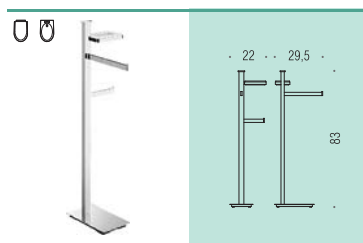
Materiale: Ottone / Cromall®
Material: Brass / Cromall®

Finiture: Cromo
Finishes: Chrome

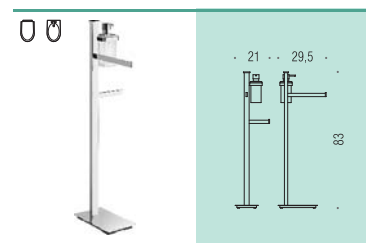
Complementi: Vetro acidato naturale
Complements: Natural acid glass



B9111
Piantana con spandisapone (L 0,28)
porta bicchiere e porta salvietta
Floor standing column with soap dispenser,
glass holder and towel holder



B9113D - B9113S
Piantana con porta sapone,
porta salvietta e porta rotolo
Floor standing column with soap holder,
towel holder and paper holder



B9119D - B9119S
Piantana con spandisapone (L 0,28)
porta salvietta e porta rotolo
Floor standing column with soap dispenser,
towel holder and paper holder



Coordinati d'arredo

Design Complements



APPENDITUTTO

COAT HANGERS

Oggetti intensi ed espressivi che raccontano di una ricerca non dogmatica, di una passione per il gesto progettuale che sono da sempre aspetti importanti nella produzione dell'azienda. Metafora di un modo di abitare contemporaneo libero e flessibile di una casa libera di trasformarsi nel tempo.

Objects intense and expressive that reflect a non-dogmatic research and a passion for design, which have always been important aspects of the company's production. Metaphor of a modern, free and adaptable lifestyle, of a home that flexibly changes in time.

MO17
(Road page 111)



LC77 - LC87
(Hermitage page 129)



B2727 - B2717
(Basic page 147)



CD97 - CD87
(Portofino page 137)



MH17
(Khala page 29)



CD77 - CD67
(Land page 37)




AR37
(Alizé page 13)



AR27
(Link page 45)



LC37 - LC27
(Look page 53)



W4917
(Plus page 101)



LC57 - LC47
(Lulù page 61)



W4217 - W4227
(Time page 119)



EB27 - EB17
(Nordic page 85)



CB37
(Luna page 69)



GM17
(Over page 93)

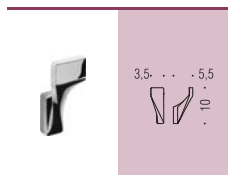


CB17
(Luna page 69)




APPENDITUTTO

COAT HANGERS



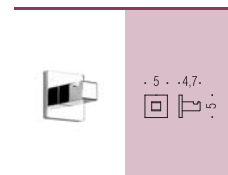
AR37
Alizé



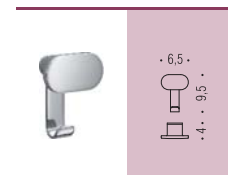
B2717
Basic



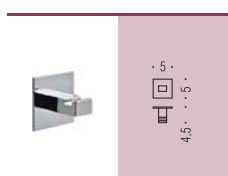
B2727
Basic




LC97
BasicQ



CB67
Bart



LC67
Forever



MH17
Khala



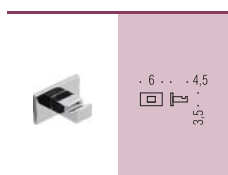
CD67
Land




CD77
Land



AR27
Link



LC27
Look




LC37
Look



LC47
Lulù



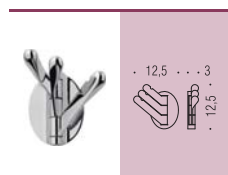
LC57
Lulù



LC77
Hermitage



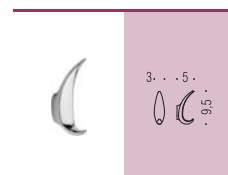
LC87
Hermitage



CB17
Luna



CB37
Luna



RA17
Melò



EB17
Nordic

Materiale: Ottone / Cromall®
 Material: Brass / Cromall®
Materiale: Acciaio Inox AISI 316 L
 Material: AISI 316 L Inox stainless-steel

Finiture:
 Finishes:

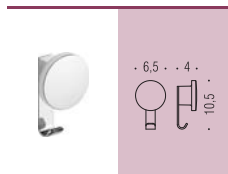
 **HPS gold**
 HPS gold plated
 **Zirconium**
 Stainless Steel

 **Oroplus**
 Oroplus
 **Satinata**
 Satin

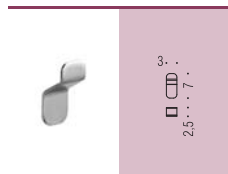
 **Cromo**
 Chrome
 **Nikelmat**
 Matt nickel

 **Ottone antico**
 Antique brass
 **Bianco opaco**
 Matt white


 **Nero opaco**
 Matt black



EB27
 Nordic 



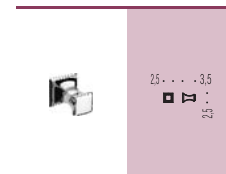
GM17
 Over 



GM17V
 Over 



W4917
 Plus    




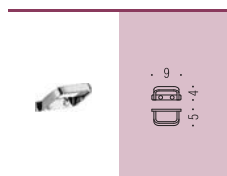
CD87
 Portofino 



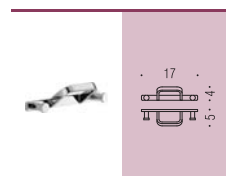
CD97
 Portofino 



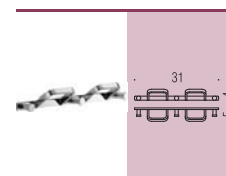
MO17
 Road 



W4217
 Time 



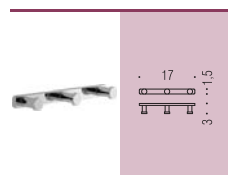
W4227
 Time 



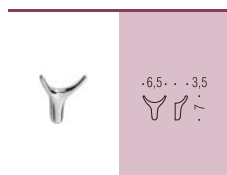
W4237
 Time 



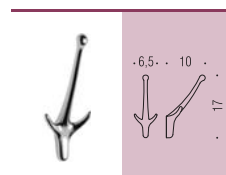
W4247
 Time 



W4257
 Time 




AM17
 Hook 1 



AM27
 Hook 2 



AR17
 Golf  



OGGETTISTICA

FREE STANDING OBJECTS

Oggetti d'uso quotidiano curati nel design e sotto il profilo tecnico, che aiutano a rendere più funzionale ed accogliente l'ambiente dedicato al benessere, prestandosi molte volte ad essere inseriti anche in altri spazi domestici, per un'idea di habitat sempre più rispondente alle esigenze contemporanee.

Everyday objects kept in the design and the technical help to make more functional and welcoming environment dedicated to the welfare, lending many times to be included in other domestic spaces, for an idea of habitat increasingly responsive to contemporary needs.

B2540 - B9331 - B2541
Alizé (page 13)



B2941 - B9334 - B2940
Forever (page 21)



B1841 - B9304 - B1840
Khala (page 29)



B2841 - B9319 - B2840
Land (page 37)



B2440 - B9311 - B2441
Link (page 45)



B1640 - B9317 - B1641
Look (page 53)



B1643 - B9320 - B1642
Look (page 53)



B6240 - B9322 - B6241
Lulù (page 61)



W4940 - W4980 - W4941
Plus (page 101)



B8040 - B9339 - B8041
Road (page 111)



B9324 - B5241 - B5240
Nordic (page 85)



B3641 - B9327 - B3640
Positano



B9336 - B3341 - B3340
Hermitage (page 129)



B3241 - B9326 - B3242
Portofino (page 137)



W4241 - W4240 - W4281
Time (page 119)

OGGETTISTICA

FREE STANDING OBJECTS



Porta sapone d'appoggio Standing soap dish holder

<p>14,5 9,5 · 4</p>	<p>14 8,5 · 3</p>	<p>12 12</p>	<p>14,5 3</p>	<p>15 9 · 2</p>
<p>B2540 Alizé</p>	<p>B2940 Forever</p>	<p>B3340 Hermitage</p>	<p>B1840 Khala</p>	<p>B2840 Land</p>
<p>14 9,5 · 3</p>	<p>25 11 · 4,5</p>	<p>16 9,5 · 2,5</p>	<p>14 10 · 2</p>	<p>13 9 · 1,5</p>
<p>B2842 Land</p>	<p>B2843 Land</p>	<p>B2440 Link</p>	<p>B1640 Look</p>	<p>B1642 Look</p>
<p>13 8,5 · 3</p>	<p>34,5 12,5 · 4</p>	<p>11 11 · 3</p>	<p>14 8,5 · 3</p>	<p>14 9,5 · 2</p>
<p>B6240 Lulu</p>	<p>B6242 Lulu</p>	<p>B5240 Nordic</p>	<p>B7040 Over</p>	<p>W4940 Plus</p>
<p>12 12 · 4</p>	<p>12 12 · 3,5</p>	<p>14 8,7 · 1,7</p>	<p>14 9,5 · 3,5</p>	
<p>B3242 Portofino</p>	<p>B3640 Positano</p>	<p>B8040 Road</p>	<p>W4240 Time</p>	

Materiale: Ottone / Cromall® / Acciaio Inox AISI 316 L
 Material: Brass / Cromall® / AISI 316 L Inox stainless-steel

Finishes:




















































● Cromo Chrome	● HPS gold HPS gold plated	● Ottone antico Antique brass	● Bianco opaco Matt white
● Satinata Satin	● Cromo/Oro Chrome/Gold	● Nero opaco Matt black	● Zirconium Stainless Steel

Complemento: ● Vetro acidato naturale
Natural acid glass

Complement: ● Ceramica nera opaca
Matt black ceramic

● Ceramica bianca opaca
Matt white ceramic

Porta bicchiere d'appoggio
 Standing glass holder

  <p>B2541 Alizé</p> 	  <p>B2941 Forever</p> 	  <p>B3341 Hermitage</p> 	  <p>B1841 Khala</p> 	  <p>B2841 Land</p> 
  <p>B2441 Link</p> 	  <p>B1641 Look</p> 	  <p>B1643 Look</p> 	  <p>B6241 Lulù</p> 	  <p>B5241 Nordic</p> 
  <p>B5241 Nordic</p> 	  <p>B7041 Over</p> 	  <p>W4941 Plus</p> 	  <p>B3241 Portofino</p> 	  <p>B3641 Positano</p> 
  <p>B8041 Road</p> 	  <p>W4241 Time</p> 			

OGGETTISTICA

FREE STANDING OBJECTS



Spandisapone d'appoggio

Standing soap dispenser

<p>B9331 Alizé</p>	<p>B9334 Forever</p>	<p>B9336 Hermitage</p>	<p>B9304 Khala</p>	<p>B9319 Land</p>
<p>B9311 Link</p>	<p>B9317 Look</p>	<p>B9320 Look</p>	<p>B9322 Lulù</p>	<p>B9305 Melò</p>
<p>B9324 Nordic</p>	<p>B9329 Over</p>	<p>W4980 Plus</p>	<p>W4980 XL Plus</p>	<p>B9326 Portofino</p>

Materiale: Ottone / Cromall® / Acciaio Inox AISI 316 L
Material: Brass / Cromall® / AISI 316 L Inox stainless-steel

Finiture:
Finishes:

 Cromo Chrome	 HPS gold HPS gold plated	 Ottone antico Antique brass	 Bianco opaco Matt white
 Satinata Satin	 Cromo/Oro Chrome/Gold	 Nero opaco Matt black	 Zirconium Stainless Steel

Complemento:
Complement:

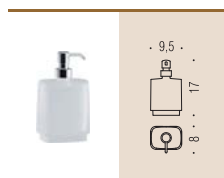
 Vetro acidato naturale Natural acid glass	 Ceramica nera opaca Matt black ceramic	 Ceramica bianca opaca Matt white ceramic
---	--	--



B9327
Positano




B9339
Road



W4281
Time





COOL

THE SMART QUALITY

Gli accessori da bagno della linea “COOL”, realizzati in resina e proposti nelle collezioni Penguy, Sandy, Icy e Dropy, rappresentano la soluzione ideale per arredare con stile e a prezzi contenuti le stanze da bagno moderne, senza rinunciare alla qualità.

“COOL” product line includes bathroom accessories made of resin and proposed in Penguy, Sandy, Icy and Dropy collections. They are the ideal solution to decorate the modern bathrooms with style at an affordable price, without giving up the quality.

W4406
W4405
W4402
W4401



W4606
W4605
W4602
W4601



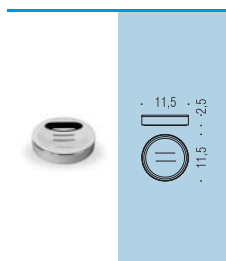
W4503
W4506
W4502
W4501
W4505



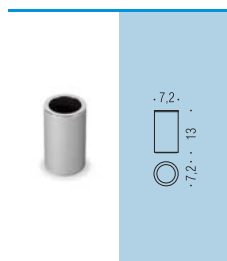
W4706
W4705
W4702
W4701



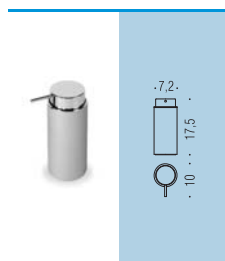
PENGUY



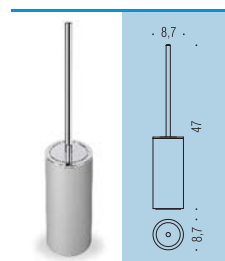
W4401
Porta sapone
d'appoggio in resina
Resin standing
soap dish holder



W4402
Porta bicchiere
d'appoggio in resina
Resin standing
glass holder



W4405
Spandisapone
(L.0,25) d'appoggio in resina
con pompetta cromata
Resin standing soap dispenser
with chrome pump



W4406
Porta scopino
d'appoggio in resina
con manico cromato
Resin standing brush holder
with chrome WC stick



SANDY



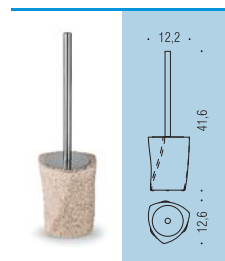
W4601
Porta sapone
d'appoggio in resina e sabbia
Standing soap dish holder
in resin and sand



W4602
Porta bicchiere
d'appoggio in resina e sabbia
Standing soap dish holder
in resin and sand




W4605
Spandisapone
(L.0,30) d'appoggio in resina e
sabbia con pompetta satinata
Standing soap dispenser
in resin and sand
with satin pump



W4606
Porta scopino
d'appoggio in resina
e sabbia con manico satinato
Standing brush holder
in resin and sand
with satin WC stick



ICY



W4501
Porta sapone
d'appoggio in resina
Resin standing
soap dish holder




Finiture:
Finishes:



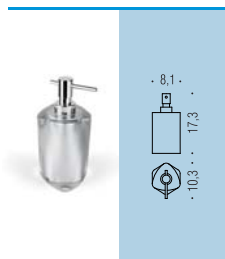
DROPY



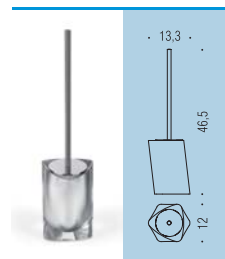
W4701
Porta sapone
d'appoggio in resina
Resin standing
soap dish holder



W4702
Porta bicchiere
d'appoggio in resina
Resin standing
glass holder




W4705
Spandisapone
(L 0,20) d'appoggio in resina
con pompetta cromata
Resin standing soap dispenser
with chrome pump




W4706
Porta scopino
d'appoggio in resina
con manico cromato
Resin standing brush holder
with chrome WC stick



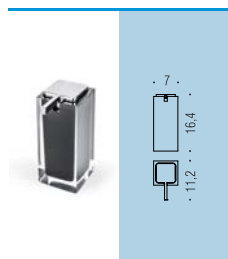
SLY



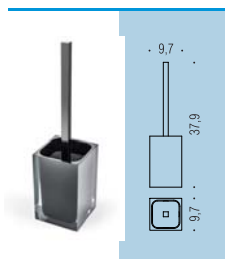
W4800
Appendiabiti
per termoarredi in ABS
ABS hanging hook
for designer radiators



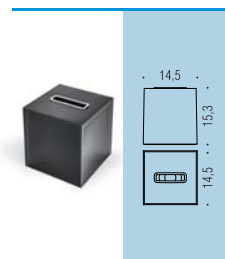
W4502
Porta bicchiere
d'appoggio in resina
Resin standing
glass holder



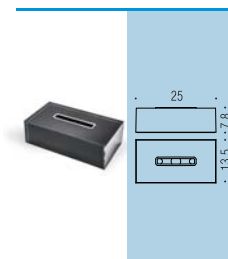
W4505
Spandisapone
(L 0,20) d'appoggio in resina
con pompetta cromata
Resin standing soap dispenser
with chrome pump



W4506
Porta scopino
d'appoggio in resina
Resin standing
brush holder




W4504
Porta Kleenex
quadrato in resina
Resin square tissue
dispenser



W4503
Porta Kleenex
rettangolare in resina
Resin rectangular tissue
dispenser





COMPLEMENTI

COMPLEMENTS

Elementi di arredo costruiti per durare nel tempo all'interno di questo sempre più importante spazio di relax: una qualità garantita ed un design unico e riconoscibile.

Pieces of furniture built to last over time inside this increasingly important area of relaxation: a guaranteed quality and a unique and recognizable design.



B9736 + B9205



B9736 - B9737



B9967 (FLAT)



B9977 (GHOST)



B9955 (SIT)

B9211 - B9210



B9968 - B9962



B9213 - B9212



B9988 (POKER)



B9210



B9733 - B9734



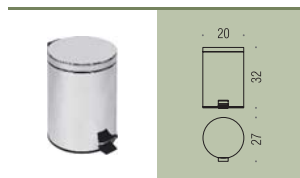
COMPLEMENTI

COMPLEMENTS



B9962

Poubelle in acciaio inox (L.3)
Small pedal bin, stainless steel



B9968

Poubelle in acciaio inox (L.5)
Small pedal bin, stainless steel



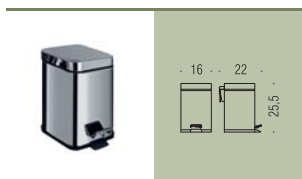
B9212

Poubelle tonda in acciaio inox (L.3) con sistema di chiusura ammortizzata
Small pedal bin, stainless steel with amortized closure



B9213

Poubelle in acciaio inox (L.5) con sistema di chiusura ammortizzata
Small pedal bin, stainless steel with amortized closure



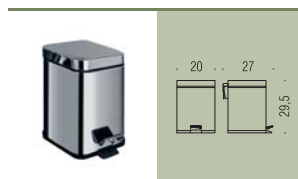
B9210

Poubelle in acciaio inox (L.3) con sistema di chiusura ammortizzata
Small pedal bin, stainless steel with amortized closure



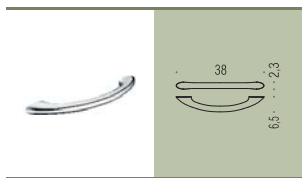
B9210

Poubelle in acciaio inox verniciato (L.3) con sistema di chiusura ammortizzata
Small pedal bin, varnished stainless steel with amortized closure



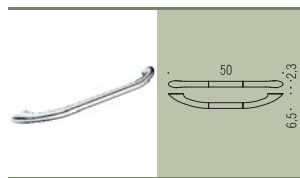
B9211

Poubelle in acciaio inox (L.6) con sistema di chiusura ammortizzata
Small pedal bin, stainless steel with amortized closure



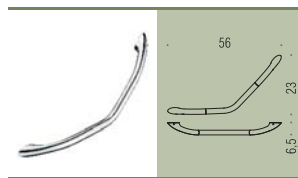
B9733

Maniglione da vasca
Bath grab-bar
conforme - it complies with
UNI 11064:2003



B9734

Maniglione da vasca
Bath grab-bar
conforme - it complies with
UNI 11064:2003



B9735

Maniglione da vasca
Bath grab-bar
conforme - it complies with
UNI 11064:2003



Materiale: Ottone / Cromall® / Acciaio Inox AISI 316 L
Material: Brass / Cromall® / AISI 316 L Inox stainless-steel

Finiture: Cromo
 Chrome Bianco opaco
 Matt white Trasparente
 Transparent

Finishes: Satinata
 Satin Nero opaco
 Matt black



B9955

SIT Sgabello.

Seduta: in ABS bianco.

Struttura: in alluminio verniciato
 con polvere epossidica grigia

SIT Seat. Seat: white ABS.

Frame: grey epoxy powder coated aluminium



B9988

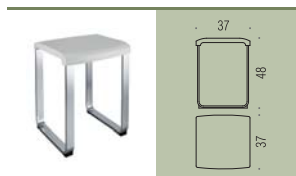
POKER Sgabello.

Seduta: in resina termoplastica

Struttura: in acciaio AISI 202 cromato
 POKER Seat.

Seat: thermoplastic resin

Frame: chrome plated AISI 202 steel



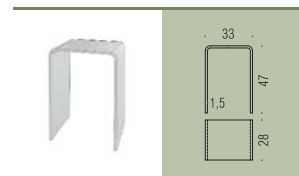
B9967

FLAT Sgabello.

Seduta: in resina termoplastica

Struttura: in alluminio anodizzato
 FLAT Seat. Seat: thermoplastic resin

Frame: anodized aluminium



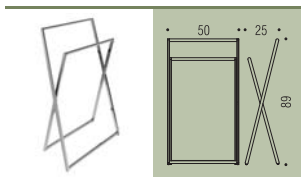
B9977

GHOST Sgabello.

Seduta e struttura in plexiglass
 trasparente

GHOST Seat.

Seat and frame in transparent plexiglass

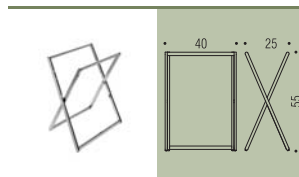


B9737

“Cavalletto”

porta salviette H.89

Rack H=89cm




B9736

“Cavalletto”

porta salviette H.55

Rack H=55cm



B9205

Vassoio porta oggetti

per cavalletto B9736

Struttura in MDF rivestita in ecopelle

Tray for rack B9736.

MDF frame finished in eco-leather.



Coordinati doccia

Shower complements




ANGOLARI

SHOWER BASKETS

Accessori doccia indispensabili per avere tutti i prodotti a portata di mano. Elementi funzionali e di design, proposti in molteplici forme, dimensioni e finiture per completare gli spazi doccia di ogni tipo, da quelli tradizionali ai più moderni.

Shower baskets are essentials for having all products at hand. These functional elements with unique design are proposed in different shapes, dimensions and finishes to complete the showers of any style, from the traditional to the modern ones.





B9646



B9647



B9648



B9649



B9631





B9632



B9633





ANGOLARI

SHOWER BASKETS

SISTEMA DI ALTA PROTEZIONE
 HIGH PROTECTION SYSTEM
30
 30 YEARS WARRANTY
 GARANZIA 30 ANNI

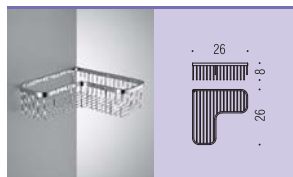
FINITURA GARANTITA 10 ANNI
 FINISHING 10 YEARS WARRANTY



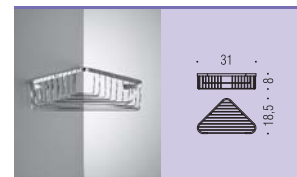
B9608
 Angolare semplice
 Single corner basket



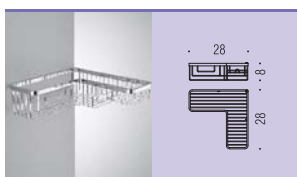
B9610
 Angolare semplice
 Single corner basket



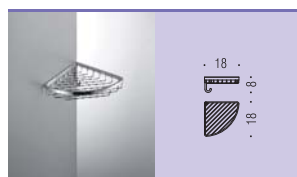
B9611
 Angolare semplice
 Single corner basket




B9613
 Angolare semplice
 Single corner basket



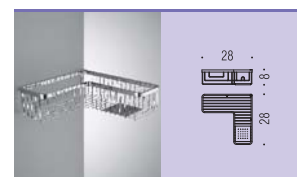
B9615
 Angolare semplice
 Single corner basket



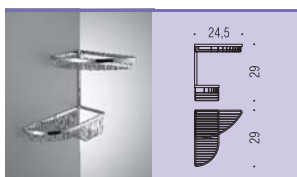
B9602
 Angolare semplice con gancio
 Single corner basket with hook



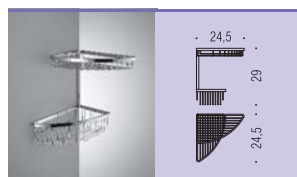
B9616
 Angolare semplice con gancio
 Single corner basket with hook



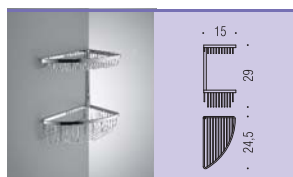
B9614
 Angolare semplice con ripiano in inox
 Single corner basket with stainless steel shelf



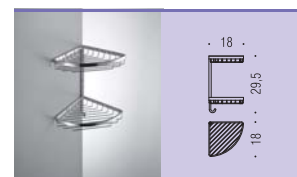
B9607
 Angolare doppio
 Double corner basket



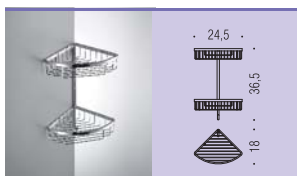
B9609
 Angolare doppio
 Double corner basket



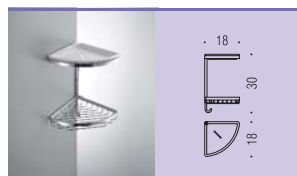
B9612
 Angolare doppio
 Double corner basket




B9604
 Angolare doppio con gancio
 Double corner basket with hook



B9617
 Angolare doppio con gancio
 Double corner basket with hook



B9601
 Angolare doppio con cestino,
 vaschetta in ceramica e gancio
 Double corner basket
 with ceramic bowl and hook



B9647
 Angolare sganciabile per box doccia
 Removable single corner basket for shower



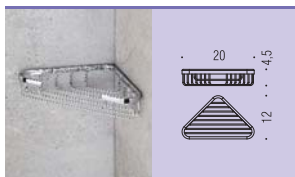
B9646
 Angolare sganciabile per box doccia
 Removable single corner basket for shower

Materiale: Ottone / Cromall®
Material: Brass / Cromall®

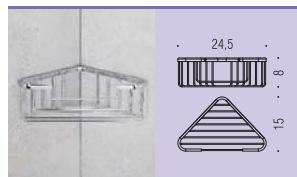
Finiture: ● HPS Gold
HPS gold plated
● Acciaio
Stainless-steel

○ Cromo
Chrome
● Nero
Black
○ Bianco
White

Complementi: ○ Ceramica bianca
White ceramic



B2732
Angolare semplice
Single corner basket




B2733
Angolare semplice
Single corner basket




B2734
Angolare semplice
Single corner basket




B9655
Porta oggetti da doccia e vasca
Basket for shower and bath



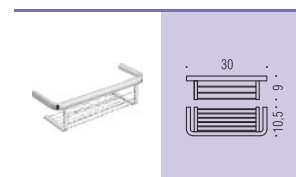
B9631
Porta oggetti da doccia
e vasca
Basket for shower and bath




B9632
Porta oggetti da doccia
e vasca con ripiano inox
Basket for shower and bath
with stainless steel shelf



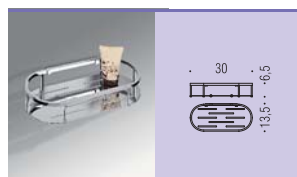
B9633
Porta oggetti da doccia
e vasca con ripiano inox
Basket for shower and bath
with stainless steel shelf



B6232
Porta oggetti da doccia e vasca
Basket for shower and bath



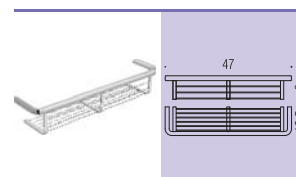
B9640
Angolare sganciabile per box doccia
Removable single corner basket for shower



B9641
Angolare sganciabile per box doccia
Removable single corner basket for shower



B9642
Angolare sganciabile per box doccia
Removable single corner basket for shower



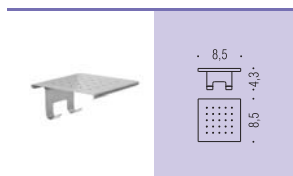
B6233
Porta oggetti da doccia e vasca
Basket for shower and bath



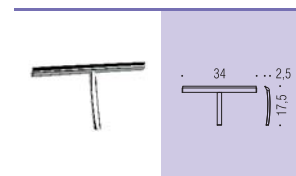
B9649
Angolare sganciabile per box doccia
Removable single corner basket for shower



B9648
Angolare sganciabile per box doccia
Removable single corner basket for shower



B9644
Mensola con gancio per tergivetro
(B9636-B9643)
Shelf with hook for glass wiper
(B9636-B9643)



B9643
Tergivetro
Glass wiper



CAVALLETTI E SEDILI

UNIVERSAL RACKS AND SEATS

**Complementi di arredo universali, eleganti ma soprattutto funzionali,
per una zona doccia full-optional, pratica e comoda.**

Universal, elegant and functional furnishing objects, for a full-optional,
handy and comfortable shower area.

B9634



B9635



B9710



B9639



B9639 + B9643



B9638 + B9636



B9650 - B9632



B9637



B9645

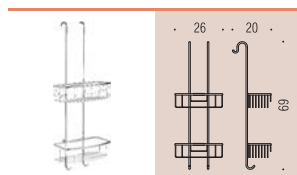


CAVALLETTI E SEDILI

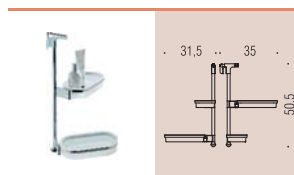
UNIVERSAL RACKS AND SEATS



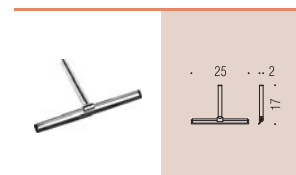
B9634
"Cavalletto" porta oggetti
universale per box doccia
Universal rack for shower-box



B9635
"Cavalletto" porta oggetti
universale per box doccia
Universal rack for shower-box



B9710
Porta oggetti universale
GIPSY per box doccia
GIPSY universal shelf for shower-box



B9636
Tergivetro "AQUACLEAN"
"AQUACLEAN" Glass wiper



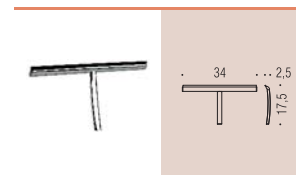
B9638
Porta tergovetro
"AQUACLEAN" da appendere
Hanger for "AQUACLEAN" glass wiper



B9639
Porta tergovetro
"AQUACLEAN" a muro
Wall mounted hook for "AQUACLEAN"
glass wiper



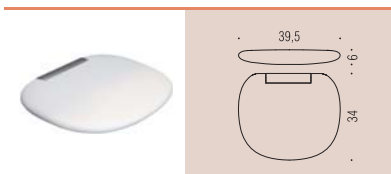
B9650
Kit di fissaggio per asta doccia
Fixing kit for shower bar



B9643
Tergivetro
Glass wiper

Materiale: Ottone / Cromall®
Material: Brass / Cromall®

Finiture: Cromo Nero Bianco
Finishes: Chrome Black White



B9637

Sedile doccia ribaltabile in poliuretano integrale, completo di staffa a muro in alluminio

Tilt-up shower seat in polyurethane, complete with wall aluminium bracket



max
130 kg



B9645

Sedile doccia ribaltabile con finitura fotoincisa antiscivolo, completo di staffa a muro

Tilt-up shower seat with antislip finish, complete with wall bracket




max
160 kg

 GEDY

Specchi

Mirrors



SPECCHI INGRANDITORI

MAGNIFYING MIRRORS

Da appoggio, da muro, con luce incorporata. Dalla forma squadrata o tondeggiante. Gli specchi ingranditori sono l'alleato prezioso per il make-up di ogni donna e l'accessorio ideale per chi desidera avere una visione più dettagliata del proprio viso.

The magnifying mirrors are the best partner for womens' make-up and the ideal accessory for everyone aiming to have a more detailed view of their own face. Our line includes wall or standing mirrors, with LED built-in light, in a rounded or squared shape.

B0125



B9751



B9754



B9760



B9966



B9750 - B9755



B9756

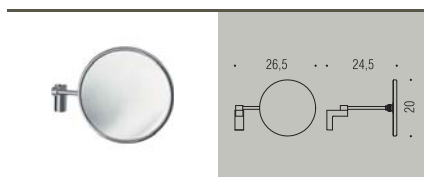


B9752 - B9753

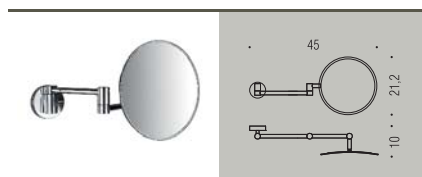


SPECCHI INGRANDITORI

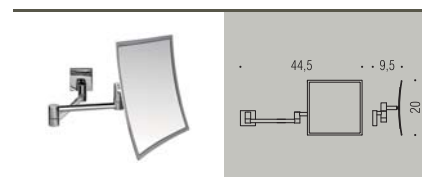
MAGNIFYING MIRRORS



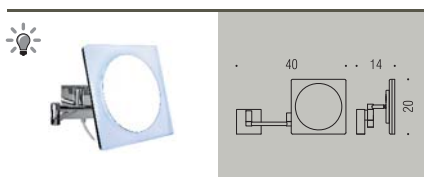
B0125
Specchio ingranditore a muro (3x)
Wall magnifying mirror (3 times)



B9759
Specchio ingranditore (3,5x) a muro
Wall magnifying mirror (3,5 times)



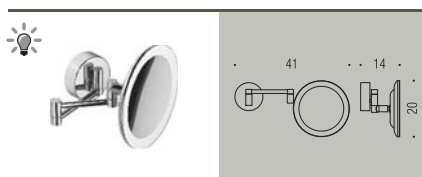
B9754
Specchio ingranditore (3,5x) a muro
Wall magnifying mirror (3,5 times)



B9756
Specchio ingranditore (3x) a muro con luce
a LED incorporata
Wall magnifying mirror (3 times) complete
with LED built-in light

3W	V _{out} 12V DC	230V-50Hz	CE	IP44	□	A
----	----------------------------	-----------	----	------	---	---

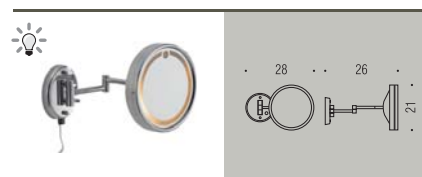
i La durata della lampada LED in condizione di normale utilizzo è di minimo 10.000 ore.
Attenzione: gli elementi illuminanti non possono essere sostituiti in caso di rottura o malfunzionamento.
LED lamp life under normal usage is minimum 10,000 hours.
Pay attention: in case of breakage or malfunction of the lighting elements they cannot be replaced.



B9751
Specchio ingranditore (3x) a muro con luce
a LED (220V) incorporata
Wall magnifying mirror (3 times) complete with
LED built-in light

3W	V _{out} 12V DC	230V-50Hz	CE	IP44	□	A
----	----------------------------	-----------	----	------	---	---

i La durata della lampada LED in condizione di normale utilizzo è di minimo 10.000 ore.
Attenzione: gli elementi illuminanti non possono essere sostituiti in caso di rottura o malfunzionamento.
LED lamp life under normal usage is minimum 10,000 hours.
Pay attention: in case of breakage or malfunction of the lighting elements they cannot be replaced.

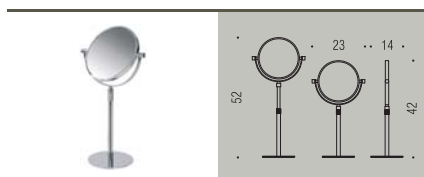


B9966
Specchio ingranditore (2x) a muro con luce
incorporata (classe II)
Wall magnifying mirror (2 times) complete with
built-in light (class II)

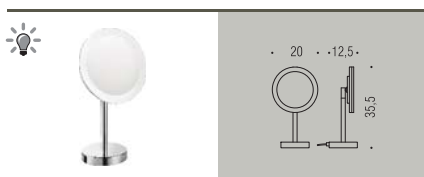
25W MAX	230V-50Hz	E14	CE	IP44	□
------------	-----------	-----	----	------	---

Materiale: Ottone / Cromall®
Material: Brass / Cromall®

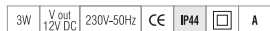
Finiture: ● Cromo
Finishes: Chrome



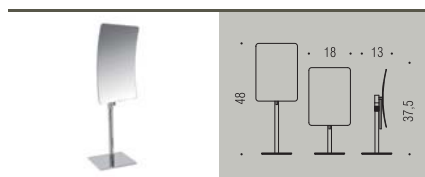
B9752
Specchio ingranditore (3x) d'appoggio
regolabile in altezza
Standing magnifying mirror (3 times), adjustable in height



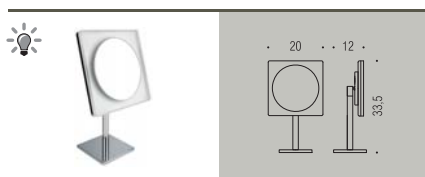
B9750
Specchio ingranditore (3x) da appoggio con luce
a LED (220V) incorporata
Standing magnifying mirror (3 times)
with LED built-in light



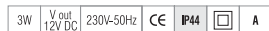
i La durata della lampada LED in condizione di normale utilizzo è di minimo 10.000 ore.
Attenzione: gli elementi illuminanti non possono essere sostituiti in caso di rottura o malfunzionamento.
LED lamp life under normal usage is minimum 10,000 hours.
Pay attention: in case of breakage or malfunction of the lighting elements they cannot be replaced.




B9753
Specchio ingranditore (3x) d'appoggio
regolabile in altezza
Standing magnifying mirror (3 times), adjustable in height



B9755
Specchio ingranditore (3x) da appoggio con
luce a LED incorporata
Standing magnifying mirror (3 times) complete
with LED built-in light



i La durata della lampada LED in condizione di normale utilizzo è di minimo 10.000 ore.
Attenzione: gli elementi illuminanti non possono essere sostituiti in caso di rottura o malfunzionamento.
LED lamp life under normal usage is minimum 10,000 hours.
Pay attention: in case of breakage or malfunction of the lighting elements they cannot be replaced.



B9760
Specchio ingranditore ANNA
dimmerabile a LED (3,5x) a muro
ANNA dimmable wall magnifying mirror with LED
(3,5 times)



FASHION MIRRORS


Specchi nati per dare vita ad un ambiente bagno esclusivo, che unisce praticità e piacere, in modo del tutto naturale e fluido. Le più avanzate soluzioni tecnologiche si abbinano al lusso elegante e sofisticato, trasformando l'ambiente bagno in un luogo quasi sacro che stimola i cinque sensi.

Mirrors born to give life to an exclusive bathroom, combining convenience and pleasure, in a completely natural and fluid way. The most cutting - edge technological solutions combining with stylish and sophisticated luxury, making the bathroom an almost sacred place stimulating the five senses.

B2044



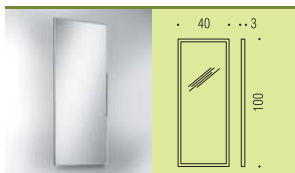
B2041



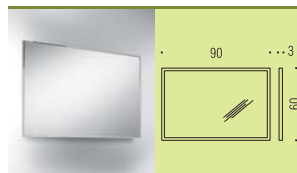
B2065



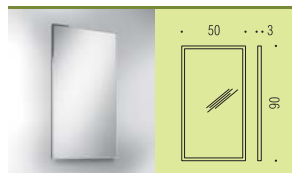
FASHION MIRRORS




B2040
FASHION MIRROR
 Specchio con cornice
 in acciaio inox supermirror 6mm
 Wall mirror, 6 mm. stainless-steel
 supermirror frame




B2041
FASHION MIRROR
 Specchio con cornice
 in acciaio inox supermirror 6mm
 Wall mirror, 6 mm. stainless-steel
 supermirror frame




B2043
FASHION MIRROR
 Specchio con cornice
 in acciaio inox supermirror 6mm
 Wall mirror, 6 mm. stainless-steel
 supermirror frame




B2044
FASHION MIRROR
 Specchio con cornice
 in acciaio inox supermirror 6mm
 Wall mirror, 6 mm. stainless-steel
 supermirror frame




B2064
LED MIRROR
 Specchio a LED
 Wall mirror with LED




B2065
LED MIRROR
 Specchio a LED
 Wall mirror with LED




B2006
GALLERY MIRROR
 Specchio
 Mirror



B2008
GALLERY MIRROR
 Specchio
 Mirror



B2010
GALLERY MIRROR
 Specchio
 Mirror



B2011
GALLERY MIRROR
 Specchio
 Mirror


i Ogni specchio è predisposto per il cablaggio elettrico
 Prepared for electrical wiring

i Ogni specchio può essere montato orizzontale o verticale - spessore vetro 5 mm
 Every mirror can be installed both horizontally and/or vertically - glass thickness 5 mm.

Materiale: Ottone / Cromall®
Material: Brass / Cromall®

Finiture: Inox Lucido
Finishes: Polished Stainless steel

Alluminio
 Aluminum



B2045

FASHION MIRROR

Specchio con cornice


in acciaio inox supermirror 6mm

Wall mirror, 6 mm. stainless-steel
supermirror frame



i Ogni specchio non comprensivo di presa ed interruttore
Mirror without socket and switch

i Ogni specchio può essere montato orizzontale o verticale
Every mirror can be installed both horizontally and/or vertically




B2012

GALLERY MIRROR

Specchio

Mirror

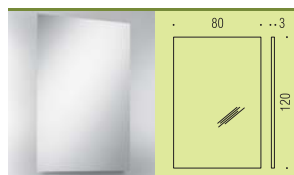


B2013

GALLERY MIRROR

Specchio

Mirror



B2015


GALLERY MIRROR

Specchio

Mirror

Contract Comunità

Contract Community



C O N T R A C T

Contract è la linea di prodotti Colombo Design pensata per le stanze da bagno di hotel e spazi pubblici. Una selezione di accessori proposti per questi ambienti dove igiene, funzionalità, sicurezza e comodità sono sempre più importanti.




Contract is Colombo Design product line conceived for the hotel bathrooms and public areas. A selection of accessories suggested for these spaces where hygiene, functionality, safety and comfort are more and more important.



“Ospitalità è semplicemente l’opportunità di mostrare amore e cura.”

“Hospitality is simply an opportunity to show love and care.”







B9972



B9961 - B9996



B9961 - B9982



B9960N



B9964 - B9969



B3707
B2706
B9706



B9976



B9967 (FLAT)



B9955 (SIT)



B9211 - B9210



B9968 - B9962



B9971 + B9999




B9213 - B9212




B9210




B9998 + B9974



B9994



B9995



B9970



B9981



B9993N



B9973



B0125



B9759



B9760



B9751

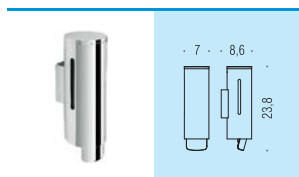


B9754

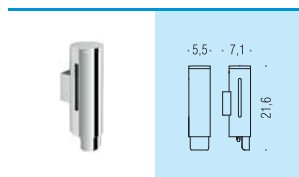


B9756

CONTRACT



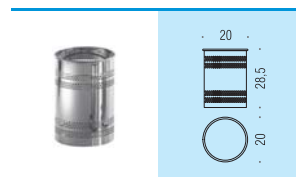
B9979N
Spandisapone (L 0,35)
Soap dispenser



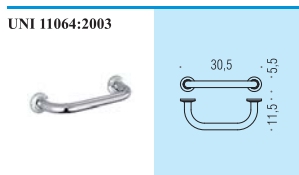
B9986N
Spandisapone (L 0,20)
Soap dispenser



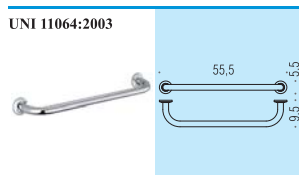
B9989
Spandisapone da incasso (L 0,35)
Built in soap dispenser



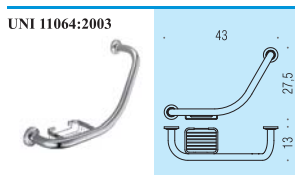
B9964
Cestino gettacarte
- acciaio inox
Stainless steel
paper basket




B9720
Maniglione da vasca
Bath grab-bar



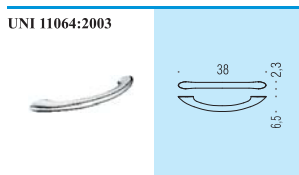
B9721
Maniglione da vasca
Bath grab-bar



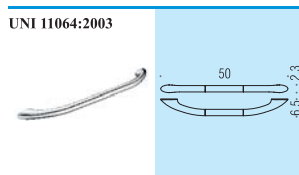
B9722
Maniglione da vasca
con porta sapone reversibile
Bath grab-bar with reversible soap shelf



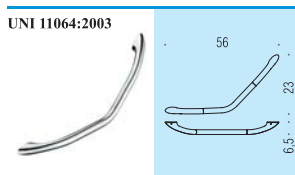
B9969
Cestino gettacarte
in ABS (L 10)
ABS paper basket



B9733
Maniglione da vasca
Bath grab-bar



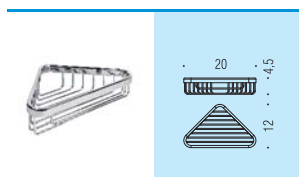
B9734
Maniglione da vasca
Bath grab-bar



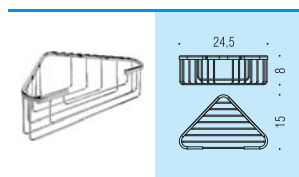
B9735
Maniglione da vasca
Bath grab-bar



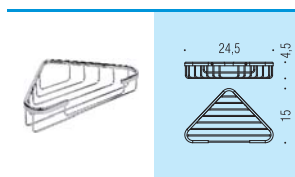
W4992
Porta rotolo
Paper holder



B2732
Angolare semplice
Single corner basket



B2733
Angolare semplice
Single corner basket



B2734
Angolare semplice
Single corner basket



B2910
Poubelle
in acciaio inox (L 3)
con sistema di chiusura
ammortizzata
Small pedal bin, stainless steel
with amortized closure

Finiture: Cromo
Finishes: Chrome

Finiture: Acciaio Inox Satinato
Finishes: Satin Inox stainless-steel

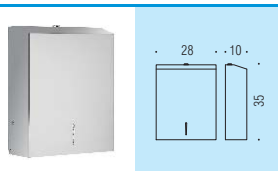
Finiture: Zirconium
Finishes: Stainless Steel

Finiture: Acciaio Inox Lucido
Finishes: Polished Inox stainless-steel

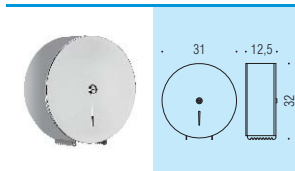
Finiture: Bianco opaco
Finishes: Matt white

Finiture: Nero opaco
Finishes: Matt black

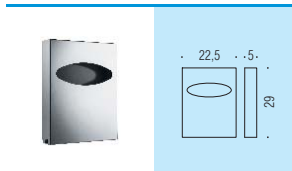
Finiture: Grigio
Finishes: Grey



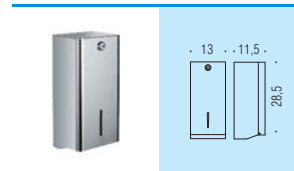
B9960N
Distributore di salviette di carta con serratura di sicurezza - acciaio inox
 Stainless steel tissue dispenser with safety lock




B9983N
Distributore rotoli carta igienica con serratura di sicurezza - acciaio inox
 Stainless steel rollpaper dispenser with safety lock



B9972
Distributore copri-water monouso (200 pz.) con serratura di sicurezza - acciaio inox
 WC seat covers (200 pcs) dispenser, with security lock




B9976
Distributore carta igienica a foglio singolo con serratura di sicurezza - acciaio inox
 Stainless steel toilet single tissue paper dispenser with safety lock



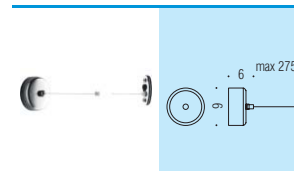
B9961
Porta Kleenex in ABS cromato
 ABS tissue dispenser



B9982
Porta sacchetti igienici in ABS cromato
 ABS dispenser for sanitary bags



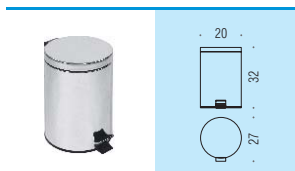
B9996
Porta Kleenex quadrato in ABS cromato
 ABS square tissue dispenser



B9965
Filo stendibiancheria riavvolgibile in acciaio inox
 Stainless steel retractable cloth line



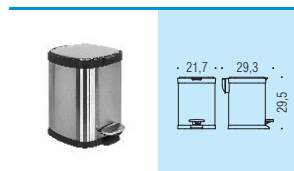
B9962
Poubelle in acciaio inox (L.3)
 Small pedal bin, stainless steel



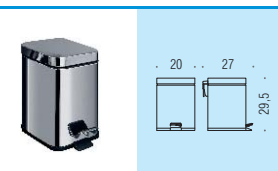
B9968
Poubelle in acciaio inox (L.5)
 Small pedal bin, stainless steel



B9212
Poubelle tonda in acciaio inox (L.3) con sistema di chiusura ammortizzata
 Small pedal bin, stainless steel with amortized closure



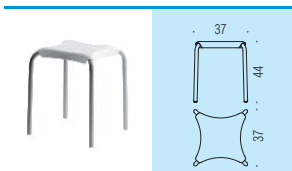
B9213
Poubelle in acciaio inox (L.5) con sistema di chiusura ammortizzata
 Small pedal bin, stainless steel with amortized closure



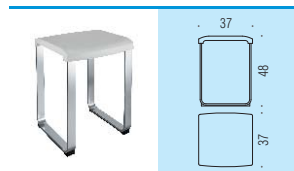
B9211
Poubelle in acciaio inox (L.6) con sistema di chiusura ammortizzata
 Small pedal bin, stainless steel with amortized closure



B9210
Poubelle in acciaio inox verniciato (L.3) con sistema di chiusura ammortizzata
 Small pedal bin, varnished stainless steel with amortized closure

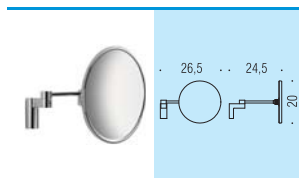


B9955
SIT Sgabello. Seduta: in ABS bianco. Struttura: in alluminio verniciato con polvere epossidica grigia
 SIT Seat. Seat: white ABS. Frame: grey epoxy powder coated aluminium

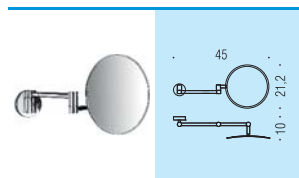


B9967
FLAT Sgabello Seduta: in resina termoplastica
 FLAT Seat. Seat: thermoplastic resin
 Frame: anodized aluminium

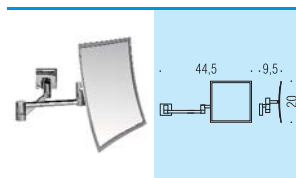
CONTRACT



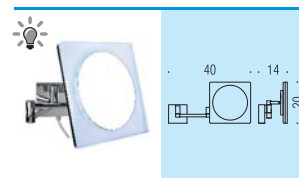
B0125
Specchio ingranditore
a muro (3x)
Wall magnifying mirror (3 times)



B9759
Specchio ingranditore
(3,5x) a muro
Wall magnifying mirror (3,5 times)

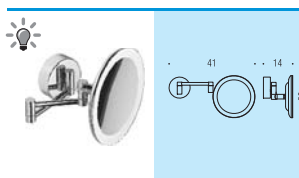


B9754
Specchio ingranditore
(3,5x) a muro
Wall magnifying mirror (3,5 times)



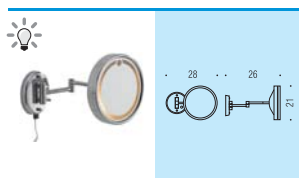
B9756
Specchio ingranditore (3x)
a muro con luce a LED incorporata
Wall magnifying mirror (3 times) complete
with LED built-in light

3W	V _{out} 12V DC	230V-50Hz	CE	IP44	<input type="checkbox"/>	A
----	----------------------------	-----------	----	------	--------------------------	---



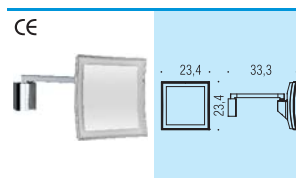
B9751
Specchio ingranditore (3x)
a muro con luce a LED (220V) incorporata
Wall magnifying mirror (3 times)
complete with LED built-in light

3W	V _{out} 12V DC	230V-50Hz	CE	IP44	<input type="checkbox"/>	A
----	----------------------------	-----------	----	------	--------------------------	---



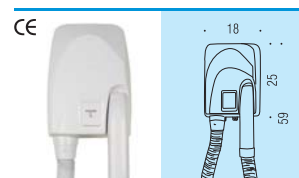
B9966
Specchio ingranditore (2x)
a muro con luce incorporata (classe II)
Wall magnifying mirror (2 times)
complete with built-in light (class II)

<input type="checkbox"/>	25W	230V-50Hz	E14	CE	IP44	<input type="checkbox"/>
--------------------------	-----	-----------	-----	----	------	--------------------------



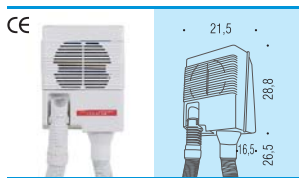
B9760
Specchio ingranditore ANNA
dimmabile a LED (3,5x) a muro
ANNA dimmable wall magnifying mirror
with LED(3,5 times)

IP54	RoHS	8.5A	600 lux	90 Cm	ON/OFF	ON/OFF	ON/OFF
------	------	------	------------	----------	--------	--------	--------



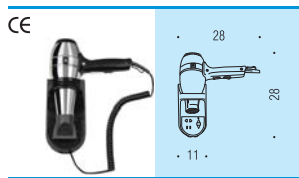
B9993N *VAMA*
Asciugacapelli da parete
con presa universale per rasoio 110/220V
Automatic wall hair dryer
with universal shaver socket 110/220V

900W	220-240V	50-60Hz	<input type="checkbox"/>	IPX1
------	----------	---------	--------------------------	------



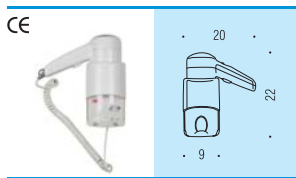
B9973 *VAMA*
Asciugacapelli da parete
con tubo flessibile
Wall mounted hair dryer with flexible tube

700W	220-240V	50-60Hz	<input type="checkbox"/>
------	----------	---------	--------------------------



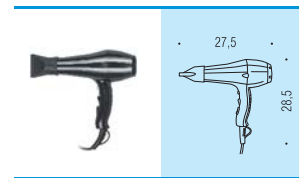
B9994 *VAMA*
Asciugacapelli da parete
con presa universale per rasoio 110/220V
Automatic wall hair dryer with universal
shaver socket 110/220V

1300W	220-240V	50-60Hz	<input type="checkbox"/>
-------	----------	---------	--------------------------



B9995 *VAMA*
Asciugacapelli da parete
con presa universale per rasoio 110/220V
Automatic wall hair dryer with universal
shaver socket 110/220V

1200W	220-240V	50-60Hz	<input type="checkbox"/>
-------	----------	---------	--------------------------



B9998 *VAMA*
Asciugacapelli FIT 1000W
FIT hair dryer, 1000W

1000W	220-240V	50-60Hz	<input type="checkbox"/>
-------	----------	---------	--------------------------

Finiture:
Finishes:



Cromo
Chrome



Acciaio Inox Satinato
Satin Inox stainless-steel



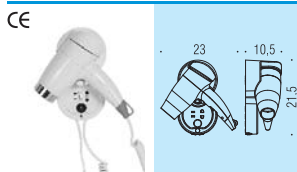
Bianco
White



Grigio
Grey



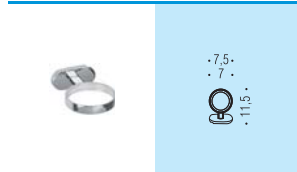
Nero
Black



B9970 VUOLÀ

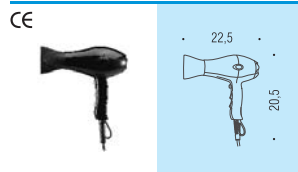
Asciugacapelli da parete
con presa universale per rasoio 110/220V
Automatic wall hair dryer
with universal shaver socket 110/220V

1200W 220-240V 50-60Hz IP21



B9999 VUOLÀ

Supporto a muro ad anello
per FIT
Wall mounted ring for FIT hair dryer



B9971 VUOLÀ

Asciugacapelli
1800W
Hair dryer 1800W

1800W 220-240V 50-60Hz



B9974 VUOLÀ

Supporto a muro ad anello
con tasto ON/OFF e funzione
antiscopaggio per B9971 e B9998
Wall support for B9971 and B9998 with
ON/OFF button and anti-shoplifting function



B9981 VUOLÀ

Asciugamani elettrico eco-jet
ad inserimento verticale delle mani.
Vaschetta di raccolta acqua.
Doppio filtro antibatterico incluso.
Resistenza elettrica on/off.
Electric eco-jet hand dryer with "hands in"
from above. Water collection bowl and
double antibacterial filter included.
On/off electric heater.


1100W 220-240V 50-60Hz IP31



B9984 VUOLÀ

Asciugamani
per elevata affluenza, ad alta velocità
di asciugatura (15 sec.) e risparmio energetico
(solo 1100 w). Resistenza elettrica on/off.
Azione antibatterica integrata e
certificata: lampada uv + filtro epa.
Hand dryer for intense use. High drying speed
(15 seconds) and energy saving (only 1100 W).
On/off electric heater. Integrated and certified
antibacterial action: UV lamp + EPA filter.


1100W 220-240V 50-60Hz IP23



B9637

Sedile doccia ribaltabile
in poliuretano integrale,
completo di staffa a muro in alluminio
Tilt-up shower seat in polyurethane,
complete with wall aluminium bracket

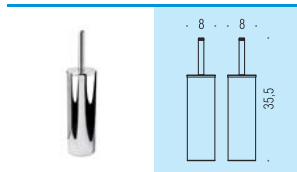
max
130 kg



B9645 GEDY

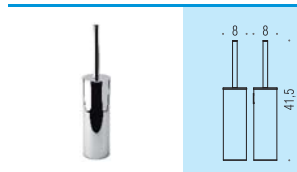
Sedile doccia ribaltabile
con finitura fotociclica antiscivolo,
completo di staffa a muro
Tilt-up shower seat with antislip finish,
complete with wall bracket

max
160 kg



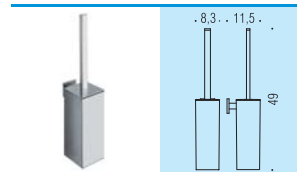
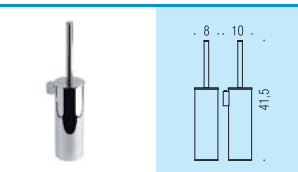
B2706

Porta scopino d'appoggio
Standing brush holder



B9706

SMART Porta scopino d'appoggio e/o da parete, con ciuffo di ricambio incluso
SMART Free standing and/or wall mounted brush holder with spare brush included



B3707

Porta scopino da parete
Wall mounted brush holder

Concept and graphic design
Colombo Design

Printed in Italy
01/20

Colombo Design si riserva di apportare ai propri prodotti ogni modifica estetica e tecnica che a suo insindacabile giudizio ritenga necessaria.

Il presente catalogo è tutelato dalla legge sui diritti di autore. E' quindi proibita ogni riproduzione, totale o anche parziale.

Il listino prezzi può avere frequenze di aggiornamento superiori al catalogo generale, costituisce quindi lo strumento di consultazione più aggiornato.

Le textures ed i colori dei materiali e delle finiture hanno valore indicativo in quanto soggetti alle tolleranze dei processi di stampa.

Le misure indicate sono espresse, se non specificato diversamente, in centimetri.

Colombo Design reserves the right to modify parts of its collection range whenever necessary without previous notice.

This catalogue is protected by the Italian copyright laws. No part of this catalogue may be reproduced in any form or by any means.

The price-list has a printing frequency higher than the general catalogue, therefore it is the most up-dated consulting tool.

The textures and colours of materials and finishes are not binding as they depend on printing colour tolerances.

All measures mentioned herein are stated in centimeters, if not differently specified.



COLOMBO DESIGN S.p.A.
Via Baecanello, 22
24030 Terno d'Isola (BG) Italia
☎ 035.49.49.001
Fax 035.90.54.44

Export Office
☎ (+39) 035.90.54.75
Fax (+39) 035.49.40.257

Internet: <http://www.colombodesign.it>
e-mail: info@colombodesign.it

follow us on

